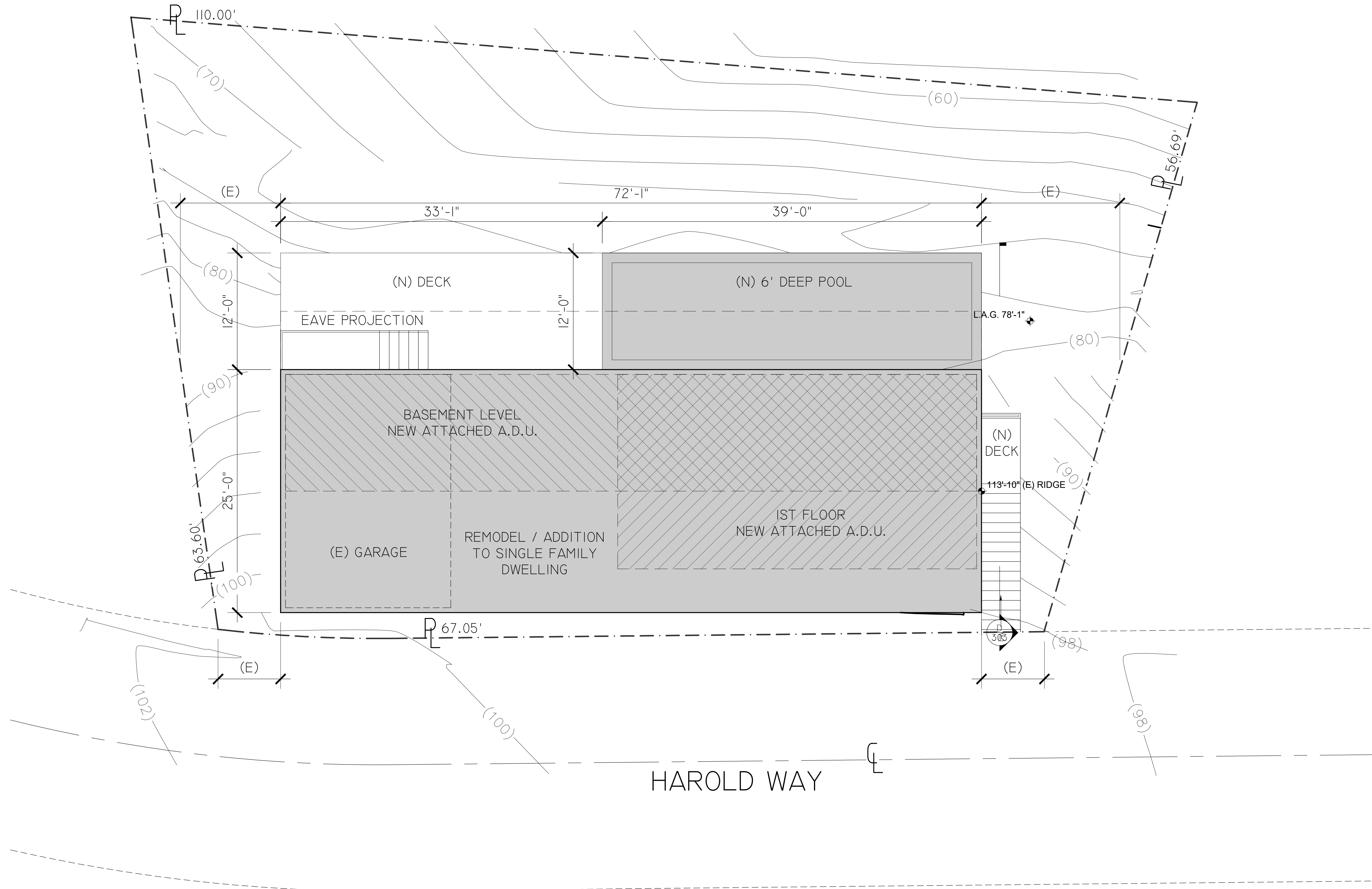



GENERAL NOTES:

REFER TO SHEET G002 & G003




HAROLD WAY



PROPOSED SITE PLAN
SCALE: 3/16" = 1'-0"

COVAR
DESIGNS



MAILING ADDRESS:
1340 E 6TH ST., SUITE 508 LOS ANGELES, CA 90005
PHONE: 213-394-9763
EMAIL: INFO@COVARDESIGNS.COM

PROJECT # CD19007

PROJECT FOR:
THE O PROJECT, INC.
PROJECT DESCRIPTION:
REMODEL AND ADDITION TO (E) ONE STORY S.F.D.
CONVERT (E) CRAWLSPACE INTO (N) A.D.U.
PROJECT ADDRESS:
8458 HAROLD WAY LOS ANGELES, CA 90069

PRINT DATE
7/29/2021

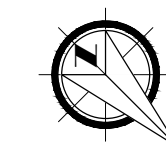
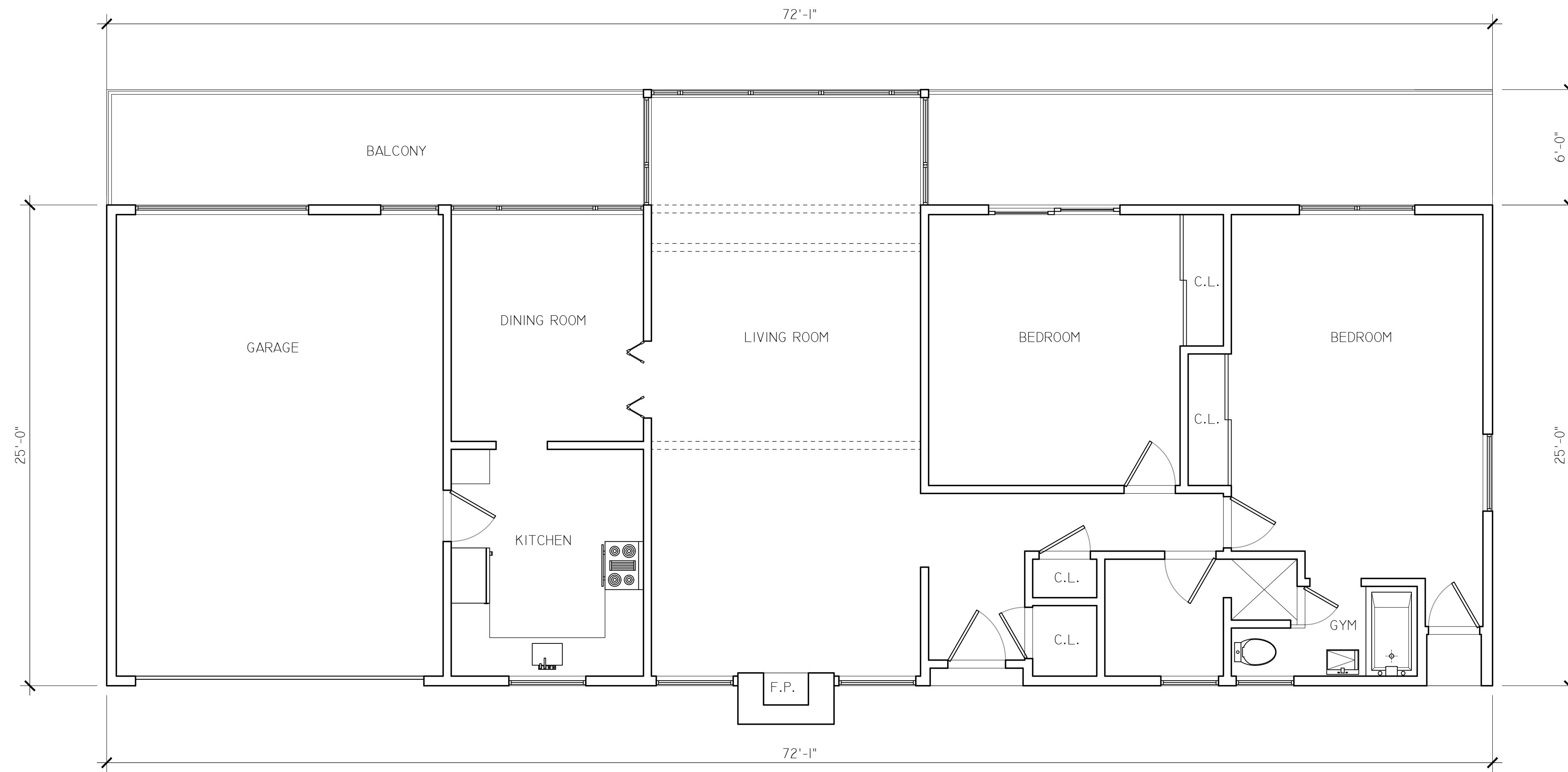
REV.	DESCRIPTION	DATE

SHEET:
A101

THESE DRAWINGS, SPECIFICATIONS, DETAILS AND FINAL ARRANGEMENTS REPRESENTED HERE WITHIN ARE AND SHALL REMAIN THE PROPERTY OF COVAR DESIGN, INC. NO PART OF THIS DOCUMENTATION SHALL BE COPIED, REPRODUCED, ADAPTED, MODIFIED, DISTRIBUTED, SOLD, PUBLISHED OR USED WITHOUT THE WRITTEN CONSENT AND APPROPRIATE COMPENSATION TO COVAR DESIGN, INC. VISUAL CONTACT WITH THESE DESIGN DRAWINGS AND DOCUMENTATION SHALL CONSTITUTE CONCLUSIVE EVIDENCE OF ACCEPTANCE OF THESE LIMITATIONS AND RESTRICTIONS. IN SITE VERIFICATION OF ALL DIMENSIONS, EXISTING AND NEW CONDITIONS, CONDITIONS AND THE BEARING OF THE PROPOSED ACTIONS SHALL BE THE RESPONSIBILITY OF THE CONTRACTOR. COVAR DESIGN, INC. SHALL NOT BE RESPONSIBLE FOR ANY ERRORS OR OMISSIONS IN THESE DRAWINGS. ALL DRAWINGS TO BE PROVIDED TO THE APPLICANT WITHIN THE SCOPE OF THE CONTRACT.

GENERAL NOTES:

REFER TO SHEET G002 & G003



EXISTING GROUND LEVEL FLOOR PLAN
SCALE: 1/4" = 1'-0"

COVER
DESIGNS



MAILING ADDRESS:
1340 E 6TH ST., SUITE 508 LOS ANGELES, CA 90005
PHONE: 213-394-9763
EMAIL: INFO@COVERDESIGNS.COM

PROJECT # CD19007

PROJECT FOR:
THE O PROJECT, INC.
PROJECT DESCRIPTION:
REMODEL AND ADDITION TO (E) ONE STORY S.F.D.
CONVERT (E) CRAWLSPACE INTO (N) A.D.U.
PROJECT ADDRESS:
8458 HAROLD WAY LOS ANGELES, CA 90069

PRINT DATE
7/29/2021

REV.	DESCRIPTION	DATE

SHEET:
A102

THESE DRAWINGS, SPECIFICATIONS, DETAILS, DESIGN, DETAILS AND FINAL ARRANGEMENTS REPRESENTED HERE WITHIN ARE AND SHALL REMAIN THE PROPERTY OF COVER DESIGNS, INC. NO PART OF THIS DOCUMENTATION SHALL BE COPIED, REPRODUCED, ADAPTED, MODIFIED, DISTRIBUTED, SOLD, PUBLISHED OR USED WITHOUT THE WRITTEN CONSENT AND APPROPRIATE COMPENSATION TO COVER DESIGNS, INC. VISUAL CONTACT WITH THESE DESIGN DRAWINGS AND DOCUMENTATION SHALL CONSTITUTE EVIDENCE OF ACCEPTANCE OF THESE LIMITATIONS AND RESTRICTIONS IN SITE VERIFICATION OF ALL DIMENSIONS, EXISTING AND NEW CONDITIONS, CONNECTIONS AND INTERFERENCES OF THE PROPOSED ACTIONS SHALL BE THE RESPONSIBILITY OF THE CONTRACTOR. CONSULTATION OF THE DRAWINGS SHALL BE THE RESPONSIBILITY OF THE CONTRACTOR. ALL DRAWINGS TO BE PROVIDED TO THE CONTRACTOR WITHIN THE SCOPE OF THE PROJECT.

GENERAL NOTES:

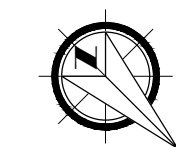
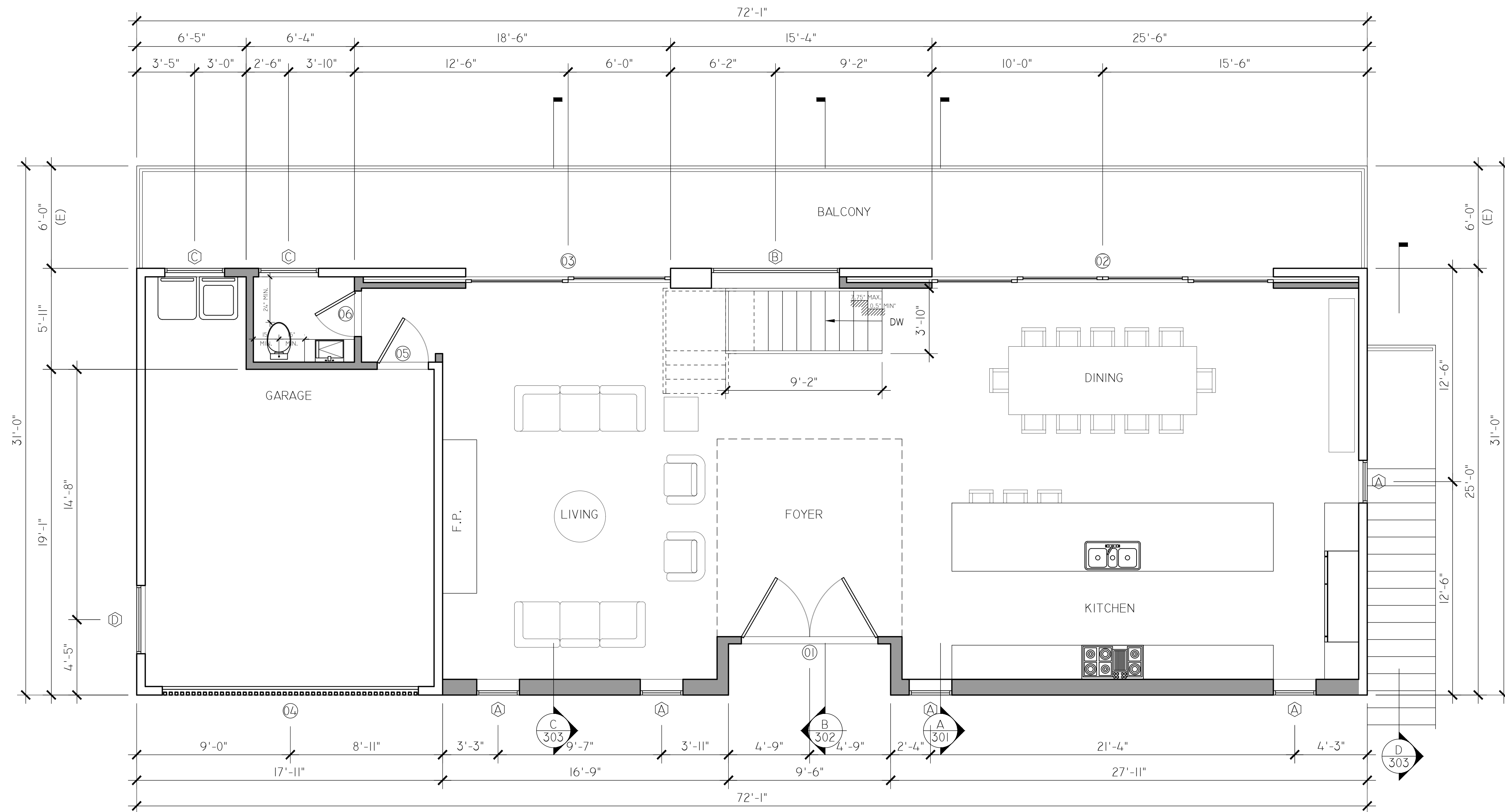
REFER TO SHEET G002 & G003

WALL & SYMBOL LEGENDS:

REFER TO SHEET G001


DOOR & WINDOW SCHEDULES:

REFER TO SHEET A601 & A602



S.F.D. GROUND LEVEL FLOOR PLAN
SCALE: 1/4" = 1'-0"

**COVAR
DESIGNS**



MAILING ADDRESS:
1340 E 6TH ST., SUITE 508 LOS ANGELES, CA 90005
PHONE: 213-394-9763
EMAIL: INFO@COVARDESIGNS.COM

PROJECT # CD19007

PROJECT FOR:
THE O PROJECT, INC.
PROJECT DESCRIPTION:
REMODEL AND ADDITION TO (E) ONE STORY S.F.D.
CONVERT (E) CRAWLSPACE INTO (N) A.D.U.
PROJECT ADDRESS:
8458 HAROLD WAY LOS ANGELES, CA 90069

PRINT DATE
7/29/2021

REV.	DESCRIPTION	DATE

SHEET:
A103

THESE DRAWINGS, SPECIFICATIONS, DETAILS AND FINAL ARRANGEMENTS REPRESENTED HERE WITHIN ARE AND SHALL REMAIN THE PROPERTY OF COVAR DESIGNS, INC. NO PART OF THIS DOCUMENTATION SHALL BE COPIED, REPRODUCED, ADAPTED, MISUSED, DISTRIBUTED, SOLD, PURCHASED OR USED WITHOUT THE WRITTEN CONSENT AND APPROPRIATE COMPENSATION TO COVAR DESIGNS, INC. VISUAL CONTACT WITH THESE DESIGN DRAWINGS AND DOCUMENTATION SHALL CONSTITUTE CONCLUSIVE EVIDENCE OF ACCEPTANCE OF THESE LIMITATIONS AND RESTRICTIONS IN SITE VERIFICATION OF ALL DIMENSIONS, EXISTING AND NEW CONDITIONS, CONNECTIONS AND THE DETAILS OF THE DRAWINGS SHALL BE THE RESPONSIBILITY OF THE CONTRACTOR. COVAR DESIGNS, INC. SHALL NOT BE RESPONSIBLE FOR ANY ERRORS OR OMISSIONS THAT MAY OCCUR IN THE WORK. ALL DRAWINGS TO BE PROVIDED TO THE CONTRACTOR WITHIN THE SCOPE OF THE CONTRACT.

GENERAL NOTES:

REFER TO SHEET G002 & G003

WALL & SYMBOL LEGENDS:

REFER TO SHEET G001

DOOR & WINDOW SCHEDULES:

REFER TO SHEET A601 & A602


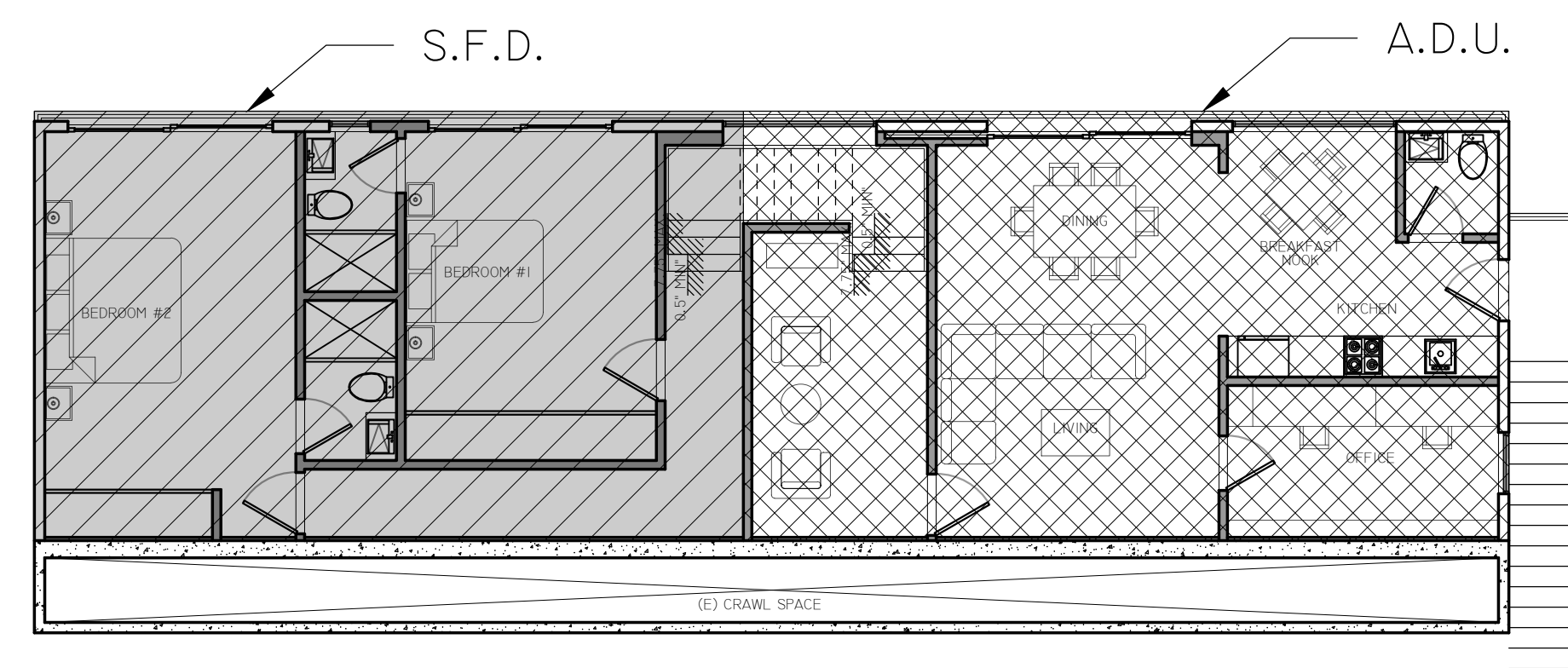
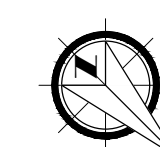
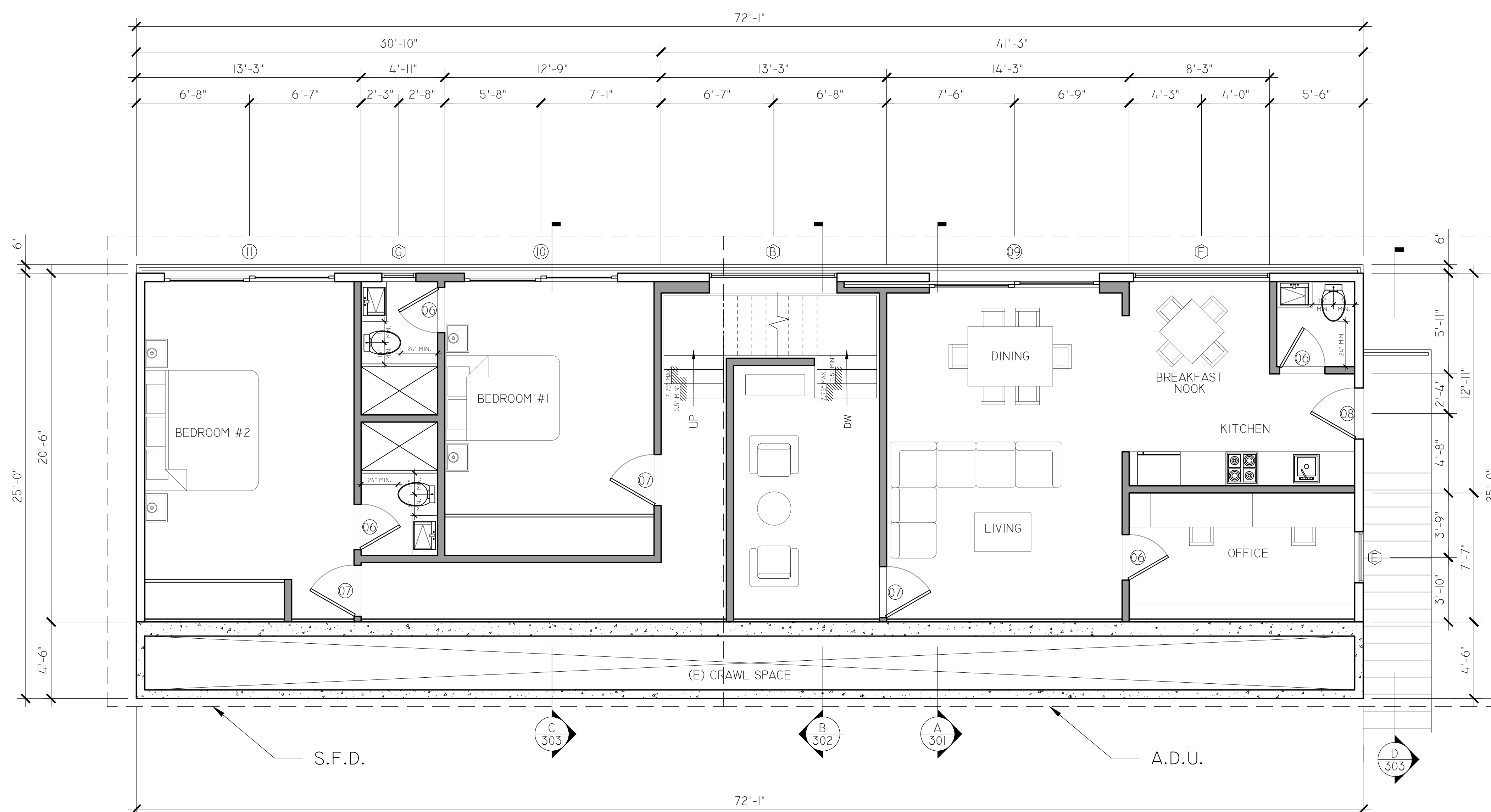


DIAGRAM SHOWING S.F.D. & A.D.U. 1ST FLOOR PLAN


SCALE: 1/8" = 1'-0"



S.F.D. & A.D.U. 1ST FLOOR PLAN

SCALE: 1/4" = 1'-0"

COVAR
DESIGNS



MAILING ADDRESS:
1340 E 6TH ST., SUITE 508 LOS ANGELES, CA 90005
PHONE: 213-394-9763
EMAIL: INFO@COVARDISIGNS.COM

PROJECT # CDI9007

PROJECT FOR:
THE O PROJECT, INC.

PROJECT DESCRIPTION:
REMODEL AND ADDITION TO (E) ONE STORY S.F.D.
CONVERT (E) CRAWLSPACE INTO (N) A.D.U.

PROJECT ADDRESS:
8458 HAROLD WAY LOS ANGELES, CA 90069

PRINT DATE

7/29/2021

REV.	DESCRIPTION	DATE


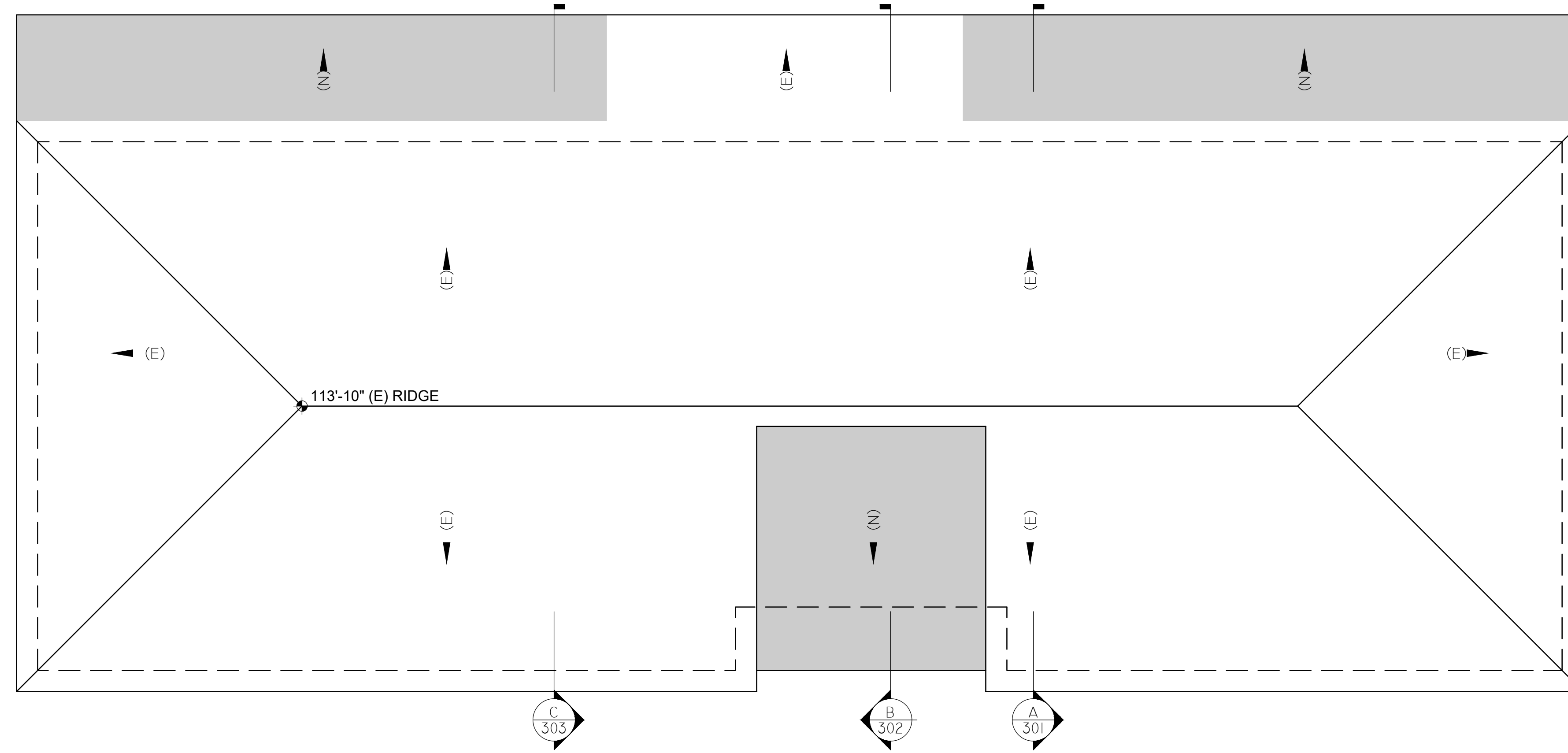
SHEET:

A104

THESE DRAWINGS, SPECIFICATIONS, DETAILS AND FINAL ARRANGEMENTS REPRESENTED HERE WITHIN ARE AND SHALL REMAIN THE PROPERTY OF COVAR DESIGNS, INC. NO PART OF THIS DOCUMENTATION SHALL BE COPIED, REPRODUCED, ADAPTED, MISUSED, DISTRIBUTED, SOLD, PUBLISHED OR USED WITHOUT THE WRITTEN CONSENT AND APPROPRIATE COMPENSATION TO COVAR DESIGNS, INC. VISUAL CONTACT WITH THESE DESIGN DRAWINGS AND DOCUMENTATION SHALL CONSTITUTE CONCLUSIVE EVIDENCE OF ACCEPTANCE OF THESE LIMITATIONS AND RESTRICTIONS IN SITE VERIFICATION OF ALL DIMENSIONS, EXISTING AND NEW CONDITIONS, CONNECTIONS AND INTERFACES OF THE EXISTING STRUCTURE SHALL BE THE RESPONSIBILITY OF THE CONTRACTOR. CONSULT WITH THE ARCHITECT PRIOR TO ANY CONSTRUCTION. THESE DRAWINGS AND DOCUMENTATION SHALL BE USED ONLY FOR THE PROJECT AND SITE SPECIFIC TO THE PROJECT. ALL DRAWINGS TO BE PROVIDED TO THE ARCHITECT WITHIN CONTRACT PERIOD TO COMPLETION OF CONTRACT.

GENERAL NOTES:

REFER TO SHEET G002 & G003



ROOF PLAN
SCALE: 1/4" = 1'-0"

REV.	DESCRIPTION	DATE

SHEET:

A106

PRINT DATE

7/29/2021

PROJECT FOR:

THE O PROJECT, INC.


PROJECT DESCRIPTION:

REMODEL AND ADDITION TO (E) ONE STORY S.F.D.
CONVERT (E) CRAWLSPACE INTO (N) A.D.U.

PROJECT ADDRESS:

8458 HAROLD WAY LOS ANGELES, CA 90069

PROJECT # CD19007



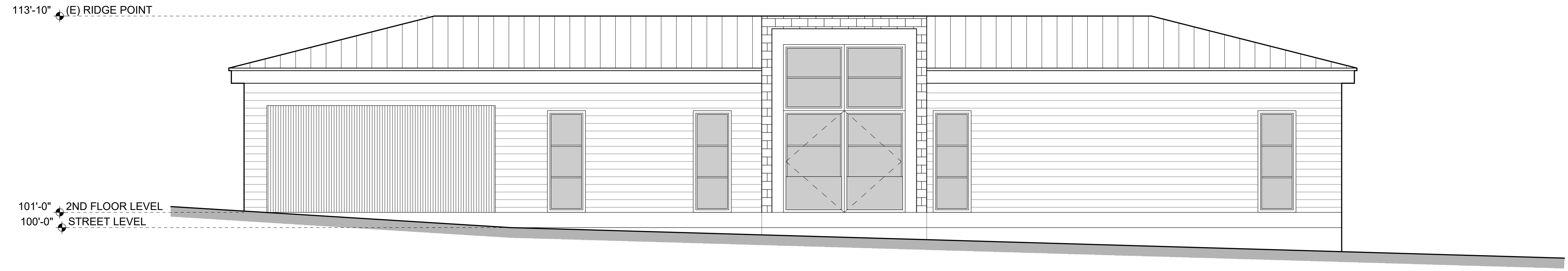
COVAR
DESIGNS

MAILING ADDRESS:
1340 E 6TH ST., SUITE 508 LOS ANGELES, CA 90005
PHONE: 213-394-9763
EMAIL: INFO@COVARDESIGNS.COM

THESE DRAWINGS, SPECIFICATIONS, DETAILS, DESIGN, DETAILS AND FINAL ARRANGEMENTS REPRESENTED HERE WITHIN ARE AND SHALL REMAIN THE PROPERTY OF COVAR DESIGNS, INC. NO PART OF THIS DOCUMENTATION SHALL BE COPIED, REPRODUCED, ADAPTED, MODIFIED, DISTRIBUTED, SOLD, PUBLISHED OR USED WITHOUT THE WRITTEN CONSENT AND APPROPRIATE COMPENSATION TO COVAR DESIGNS, INC. VISUAL CONTACT WITH THESE DESIGN DRAWINGS AND DOCUMENTATION SHALL CONSTITUTE CONCLUSIVE EVIDENCE OF ACCEPTANCE OF THESE LIMITATIONS AND RESTRICTIONS IN SITE VERIFICATION OF ALL DIMENSIONS, EXISTING AND NEW CONDITIONS, CONNECTIONS AND INTERFACES OF THE PROPOSED ACTIONS SHALL BE THE RESPONSIBILITY OF THE CONTRACTOR. CONSULTATION, OR PARTIAL, UNDER THE SUPERVISION OF THE CONTRACTOR SHALL BE NECESSARY TO VERIFY THE ACCURACY OF THE INFORMATION PROVIDED HEREIN. ALL DRAWINGS TO BE PROVIDED TO THE CONTRACTOR WITHIN 14 DAYS OF THE DATE OF THE CONTRACT SIGNATURE.

GENERAL NOTES:

REFER TO SHEET G002 & G003



①


NORTH ELEVATION
SCALE: 1/4" = 1'-0"



②

SOUTH ELEVATION
SCALE: 1/4" = 1'-0"

COVAR
DESIGNS



MAILING ADDRESS:
1340 E 6TH ST., SUITE 508 LOS ANGELES, CA 90005
PHONE: 213-394-9763
EMAIL: INFO@COVARDESIGNS.COM

PROJECT # CDI9007

PROJECT FOR:
THE O PROJECT, INC.
PROJECT DESCRIPTION:
REMODEL AND ADDITION TO (E) ONE STORY S.F.D.
CONVERT (E) CRAWLSPACE INTO (N) A.D.U.
PROJECT ADDRESS:
8458 HAROLD WAY LOS ANGELES, CA 90069

PRINT DATE

7/29/2021

REV.	DESCRIPTION	DATE

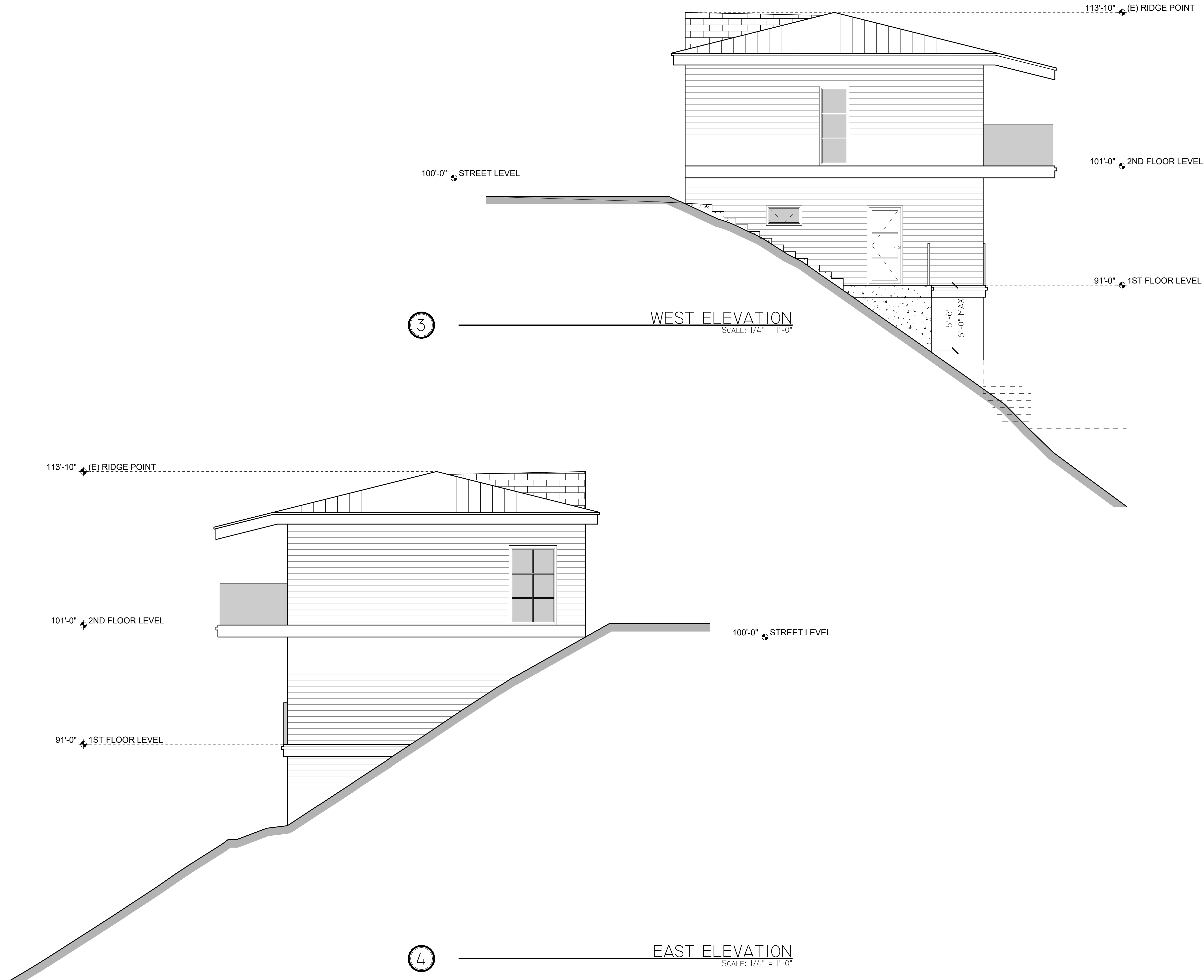
SHEET:

A201


THESE DRAWINGS, SPECIFICATIONS, DETAILS, DESIGN, DETAILS AND FINAL ARRANGEMENTS REPRESENTED HERE WITHIN ARE AND SHALL REMAIN THE PROPERTY OF COVAR DESIGNS, INC. NO PART OF THIS DOCUMENTATION SHALL BE COPIED, REPRODUCED, ADAPTED, MODIFIED, DISTRIBUTED, SOLD, PUBLISHED OR USED WITHOUT THE WRITTEN CONSENT AND APPROPRIATE COMPENSATION TO COVAR DESIGNS, INC. VISUAL CONTACT WITH THESE DESIGN DRAWINGS AND DOCUMENTATION SHALL CONSTITUTE CONCLUSIVE EVIDENCE OF ACCEPTANCE OF THESE LIMITATIONS AND RESTRICTIONS IN SITE VERIFICATION OF ALL DIMENSIONS, EXISTING AND NEW CONDITIONS, CONNECTIONS AND THE BEARING OF THE LOADS AND CONDITIONS SHALL BE THE RESPONSIBILITY OF THE CONTRACTOR. COVAR DESIGNS, INC. SHALL NOT BE RESPONSIBLE FOR ANY ERRORS OR OMISSIONS IN THESE DRAWINGS AND DOCUMENTATION. ALL DRAWINGS TO BE PROVIDED TO THE CONTRACTOR WITHIN 10 BUSINESS DAYS OF THE DATE OF THE DRAWING. ALL DRAWINGS TO BE PROVIDED TO THE CONTRACTOR WITHIN 10 BUSINESS DAYS OF THE DATE OF THE DRAWING.

GENERAL NOTES:

REFER TO SHEET G002 & G003



**COVAR
DESIGNS**



MAILING ADDRESS:
1340 E 6TH ST., SUITE 508 LOS ANGELES, CA 90005
PHONE: 213-394-9763
EMAIL: INFO@COVARDESIGNS.COM

PROJECT # CD19007

PROJECT FOR:
THE O PROJECT, INC.
PROJECT DESCRIPTION:
REMODEL AND ADDITION TO (E) ONE STORY S.F.D.
CONVERT (E) CRAWLSPACE INTO (N) A.D.U.
PROJECT ADDRESS:
8458 HAROLD WAY LOS ANGELES, CA 90069

PRINT DATE
7/29/2021

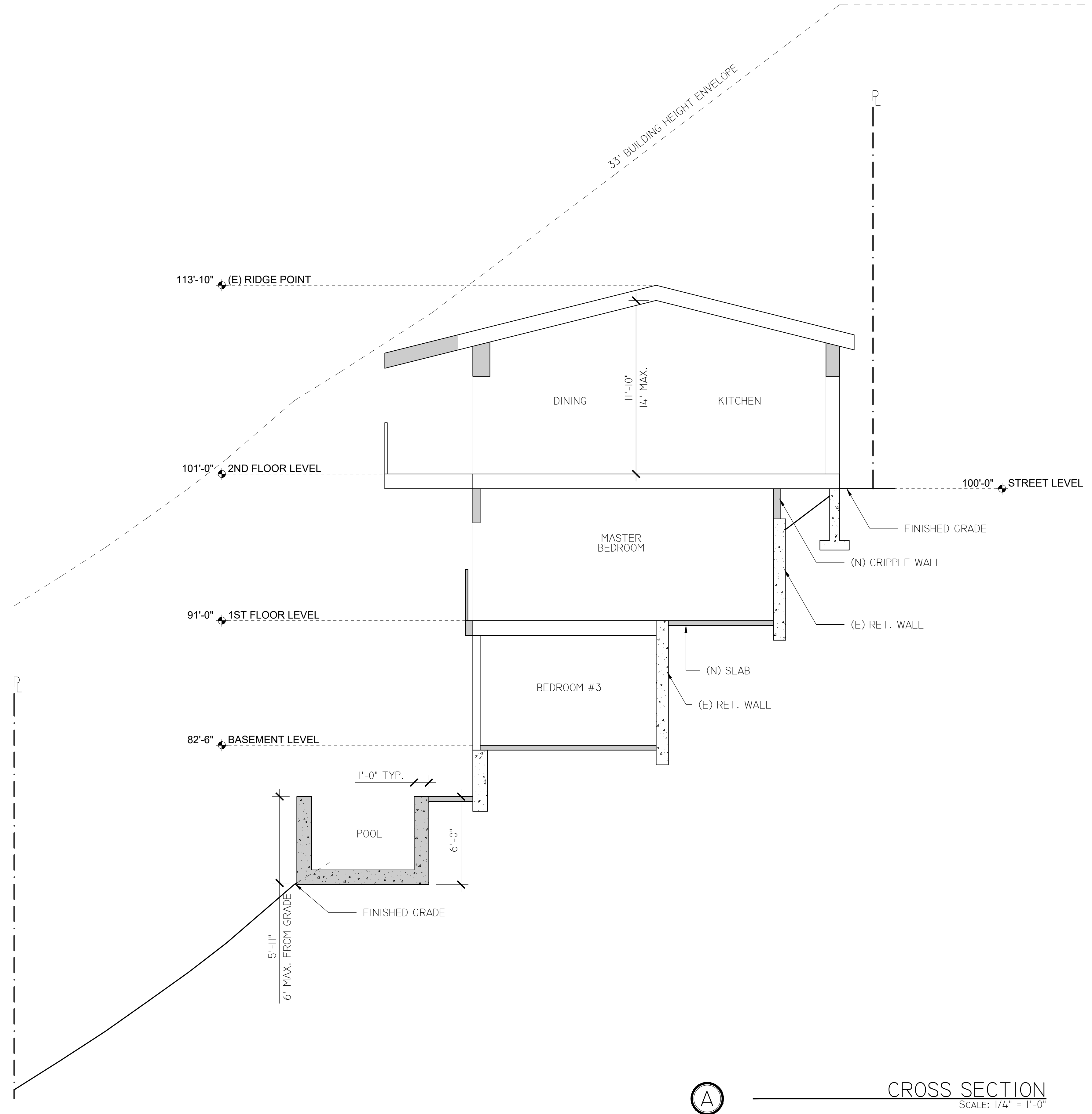
REV.	DESCRIPTION	DATE

SHEET:
A202

THESE DRAWINGS, SPECIFICATIONS, DETAILS AND FINAL ARRANGEMENTS REPRESENTED HERE WITHIN ARE AND SHALL REMAIN THE PROPERTY OF COVAR DESIGN, INC. NO PART OF THIS DOCUMENTATION SHALL BE COPIED, REPRODUCED, ADAPTED, MODIFIED, DISTRIBUTED, SOLD, PUBLISHED OR USED WITHOUT THE WRITTEN CONSENT AND APPROPRIATE COMPENSATION TO COVAR DESIGN, INC. VISUAL CONTACT WITH THESE DESIGN DRAWINGS AND DOCUMENTATION SHALL CONSTITUTE CONCLUSIVE EVIDENCE OF ACCEPTANCE OF THESE LIMITATIONS AND RESTRICTIONS IN SITE VERIFICATION OF ALL DIMENSIONS, EXISTING AND NEW CONDITIONS, CONNECTIONS AND INTERFACES OF THE PROPOSED CONSTRUCTION SHALL BE THE RESPONSIBILITY OF THE CONTRACTOR. COVAR DESIGN, INC. SHALL NOT BE RESPONSIBLE FOR ANY ERRORS OR OMISSIONS IN THESE DRAWINGS AND DOCUMENTATION. ALL DRAWINGS TO BE PROVIDED TO THE ARCHITECT WITHIN 10 BUSINESS DAYS OF THE DATE OF THE ARCHITECT'S WRITTEN CORRECTIVE ACTION TO CORRECT ANY ERRORS OR OMISSIONS.

GENERAL NOTES:


REFER TO SHEET G002 & G003



Ⓐ

CROSS SECTION
SCALE: 1/4" = 1'-0"

**COVAR
DESIGNS**



MAILING ADDRESS:
1340 E 6TH ST., SUITE 508 LOS ANGELES, CA 90005
PHONE: 213-394-9763
EMAIL: INFO@COVARDESIGNS.COM

PROJECT # CD19007

PROJECT FOR:
THE O PROJECT, INC.

PROJECT DESCRIPTION:
REMODEL AND ADDITION TO (E) ONE STORY S.F.D.
CONVERT (E) CRAWLSPACE INTO (N) A.D.U.

PROJECT ADDRESS:
8458 HAROLD WAY LOS ANGELES, CA 90069

PRINT DATE
7/29/2021

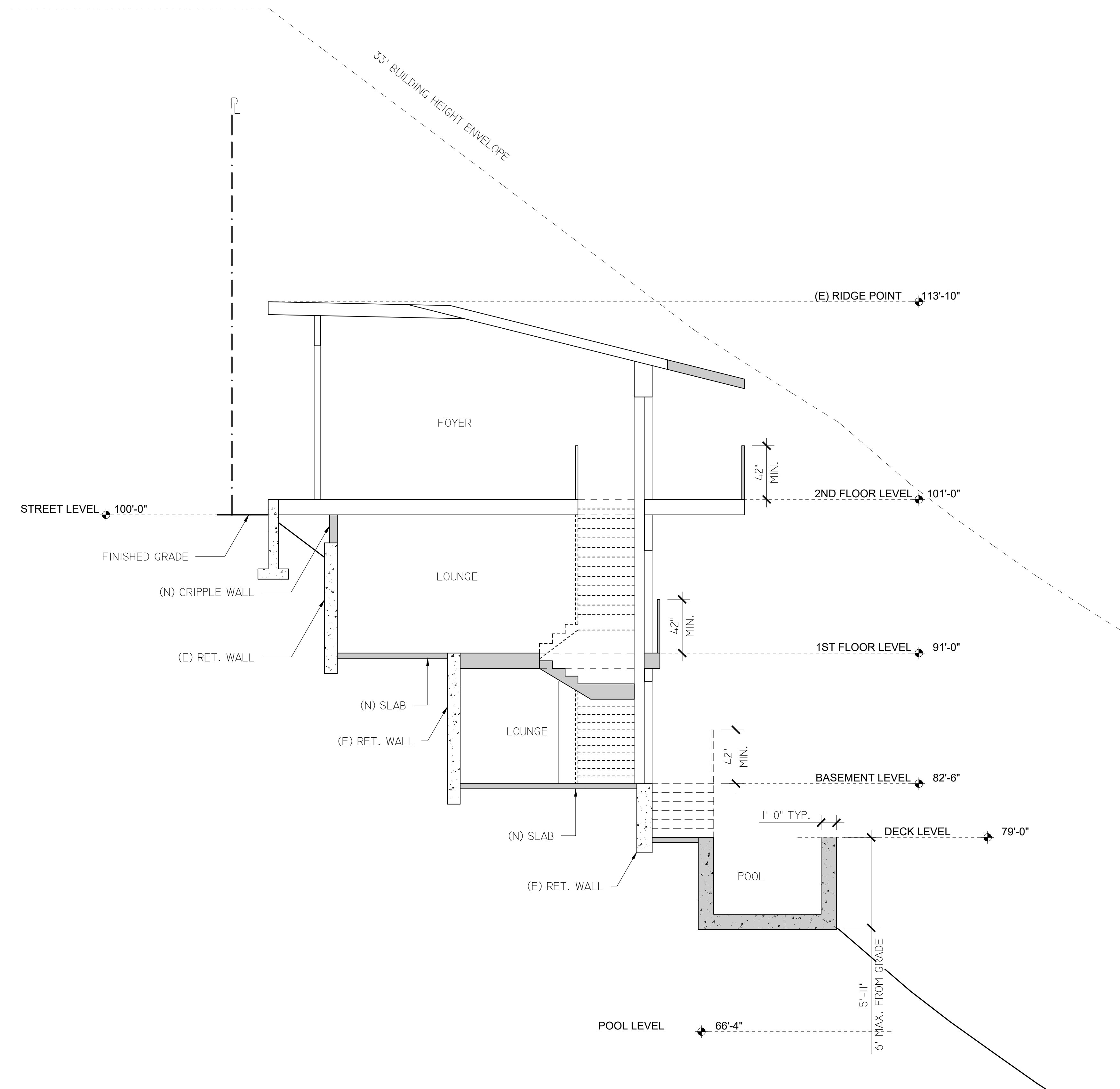
REV.	DESCRIPTION	DATE

SHEET:
A301

THESE DRAWINGS, SPECIFICATIONS, NOTES, DESIGN, DETAILS AND FINAL ARRANGEMENTS REPRESENTED HERE WITHIN ARE AND SHALL REMAIN THE PROPERTY OF COVAR DESIGNS, INC. NO PART OF THIS DOCUMENTATION SHALL BE COPIED, REPRODUCED, ADAPTED, MISUSED, DISTRIBUTED, SOLD, PUBLISHED OR USED WITHOUT THE WRITTEN CONSENT AND APPROPRIATE COMPENSATION TO COVAR DESIGNS, INC. VISUAL CONTACT WITH THESE DESIGN DRAWINGS AND DOCUMENTATION SHALL CONSTITUTE CONCLUSIVE EVIDENCE OF ACCEPTANCE OF THESE LIMITATIONS AND RESTRICTIONS IN SITE VERIFICATION OF ALL DIMENSIONS, EXISTING AND NEW CONDITIONS, CONNECTIONS AND INTERFACES OF THE PROPOSED ACTIONS SHALL BE THE RESPONSIBILITY OF THE CONTRACTOR. COVAR DESIGNS, INC. SHALL NOT BE RESPONSIBLE FOR ANY ERRORS OR OMISSIONS IN THESE DRAWINGS AND DOCUMENTATION. THE CONTRACTOR SHALL BE RESPONSIBLE FOR VERIFYING ALL DIMENSIONS AND CONDITIONS OF THE EXISTING WORK AND FOR OBTAINING ALL NECESSARY PERMITS AND APPROVALS FROM THE APPROPRIATE AGENCIES. ALL DIMENSIONS TO BE PROVIDED TO THE CONTRACTOR WITHIN 14 DAYS OF THE DATE OF THE DRAWING. ALL DIMENSIONS TO BE PROVIDED TO THE CONTRACTOR WITHIN 14 DAYS OF THE DATE OF THE DRAWING.

GENERAL NOTES:

REFER TO SHEET G002 & G003



ⓑ

CROSS SECTION
SCALE: 1/4" = 1'-0"

**COVER
DESIGNS**

MAILING ADDRESS:
1340 E 6TH ST., SUITE 508 LOS ANGELES, CA 90005
PHONE: 213-394-9763
EMAIL: INFO@COVERDESIGNS.COM

PROJECT # CD19007

PROJECT FOR:
THE O PROJECT, INC.

PROJECT DESCRIPTION:
REMODEL AND ADDITION TO (E) ONE STORY S.F.D.
CONVERT (E) CRAWLSPACE INTO (N) A.D.U.

PROJECT ADDRESS:
8458 HAROLD WAY LOS ANGELES, CA 90069

PRINT DATE
7/29/2021

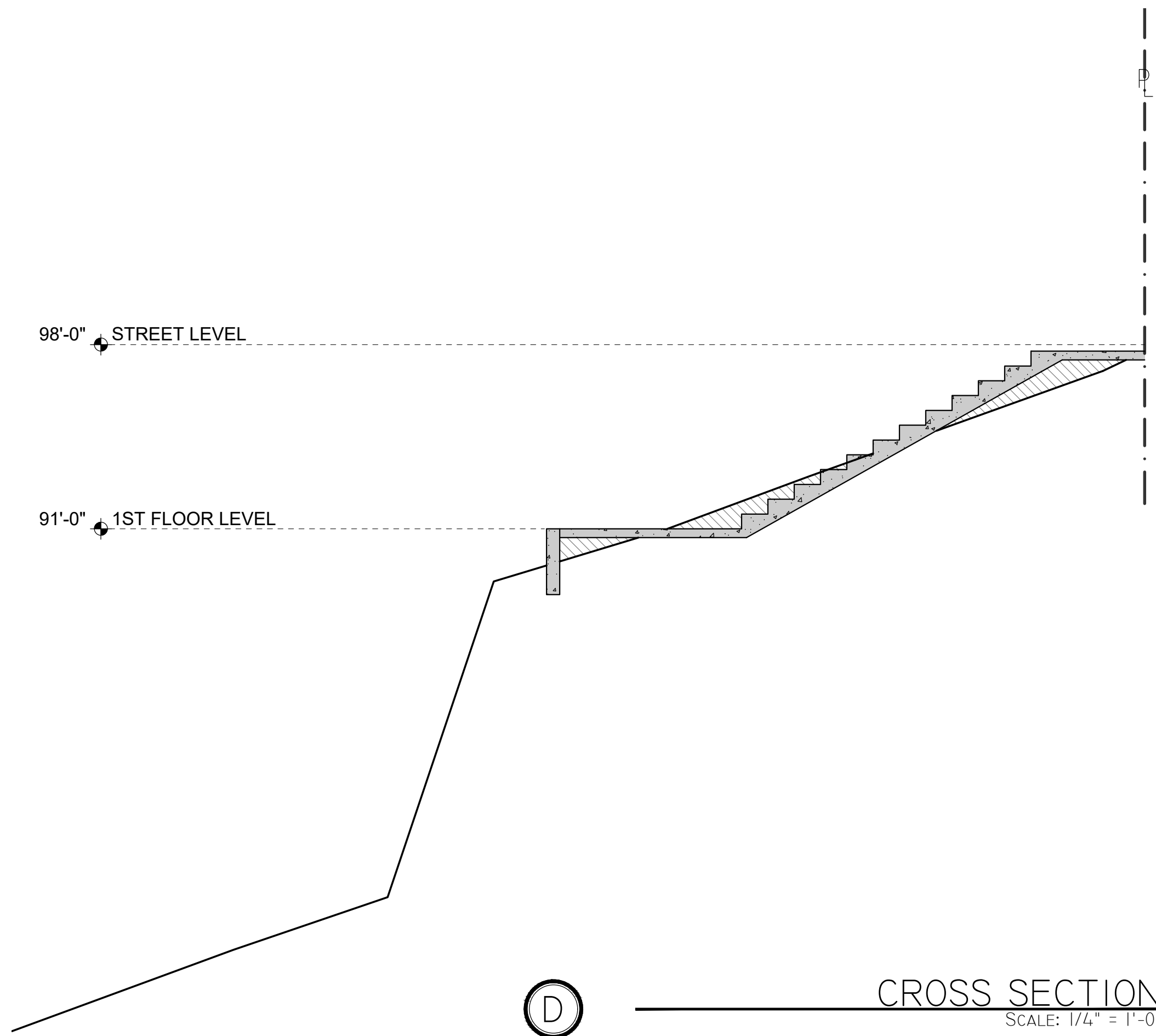
REV.	DESCRIPTION	DATE

SHEET:
A302

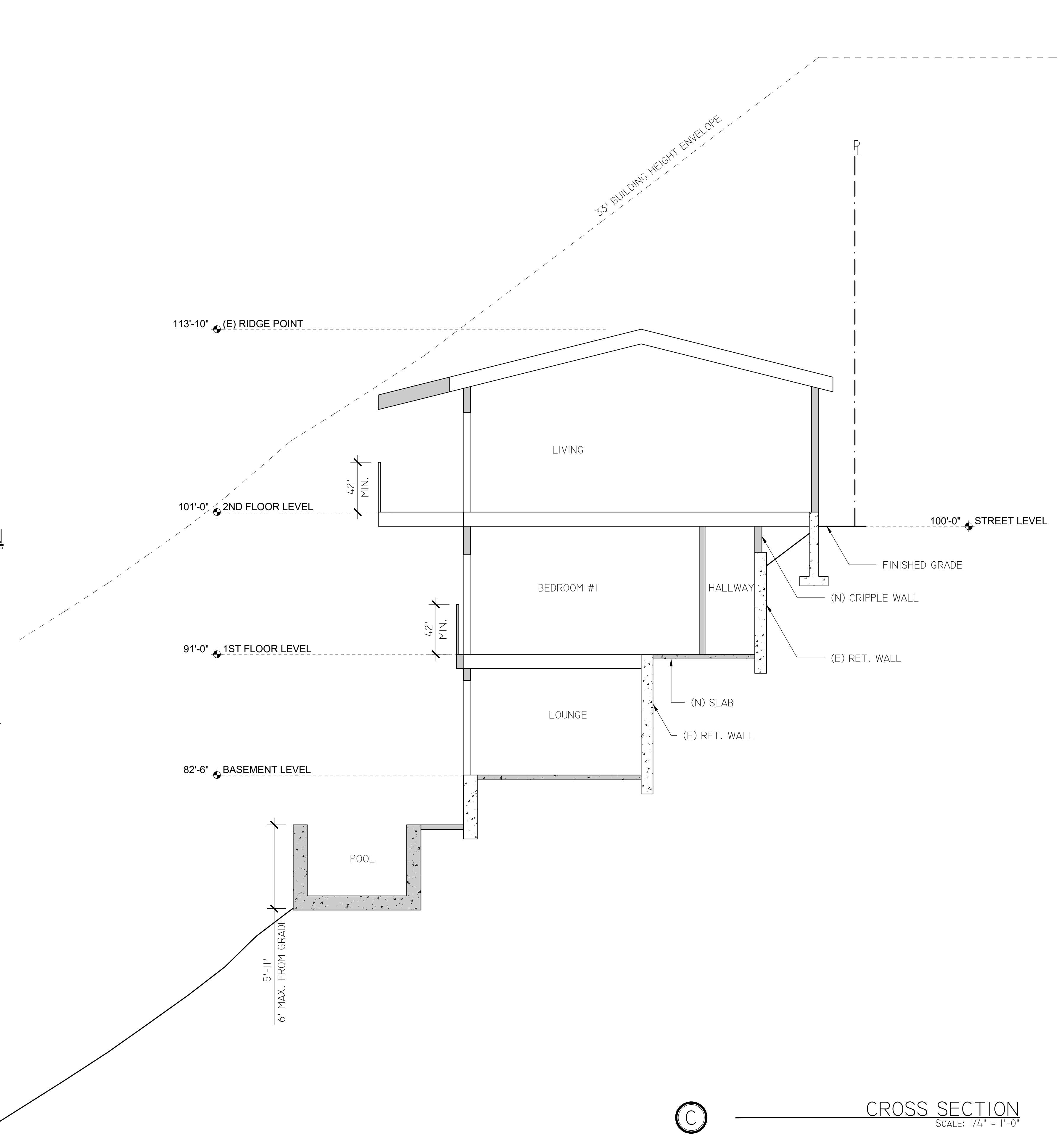
THESE DRAWINGS, SPECIFICATIONS, DETAILS AND FINAL ARRANGEMENTS REPRESENTED HERE WITHIN ARE AND SHALL REMAIN THE PROPERTY OF COVER DESIGNS INC. NO PART OF THIS DOCUMENTATION SHALL BE COPIED, REPRODUCED, ADAPTED, MODIFIED, DISTRIBUTED, SOLD, PUBLISHED OR USED WITHOUT THE WRITTEN CONSENT AND APPROPRIATE COMPENSATION TO COVER DESIGNS INC. VISUAL CONTACT WITH THESE DESIGN DRAWINGS AND DOCUMENTATION SHALL CONSTITUTE CONCLUSIVE EVIDENCE OF ACCEPTANCE OF THESE LIMITATIONS AND RESTRICTIONS IN SITE VERIFICATION OF ALL DIMENSIONS, EXISTING AND NEW CONDITIONS, CONNECTIONS AND INTERFERENCES OF THE PROPOSED ACTIONS SHALL BE THE RESPONSIBILITY OF THE CONTRACTOR. CONSULTATION OF ANY PART OF THE DRAWING SHALL BE THE RESPONSIBILITY OF THE CONTRACTOR. ALL DIMENSIONS TO BE PROVIDED TO THE CONTRACTOR WITHIN 14 DAYS OF THE DATE OF THE DRAWING. ALL DIMENSIONS TO BE PROVIDED TO THE CONTRACTOR WITHIN 14 DAYS OF THE DATE OF THE DRAWING.

GENERAL NOTES:

REFER TO SHEET G002 & G003




D CROSS SECTION
SCALE: 1/4" = 1'-0"



C CROSS SECTION
SCALE: 1/4" = 1'-0"

**COVAR
DESIGNS**



MAILING ADDRESS:
1340 E 6TH ST., SUITE 508 LOS ANGELES, CA 90005
PHONE: 213-394-9763
EMAIL: INFO@COVARDESIGNS.COM

PROJECT # CD19007

PROJECT FOR:
THE O PROJECT, INC.
PROJECT DESCRIPTION:
REMODEL AND ADDITION TO (E) ONE STORY S.F.D.
CONVERT (E) CRAWLSPACE INTO (N) A.D.U.
PROJECT ADDRESS:
8458 HAROLD WAY LOS ANGELES, CA 90069

PRINT DATE
7/29/2021

REV.	DESCRIPTION	DATE

SHEET:
A303

THESE DRAWINGS, SPECIFICATIONS, DETAILS, DESIGN, DETAILS AND FINAL ARRANGEMENTS REPRESENTED HERE WITHIN ARE AND SHALL REMAIN THE PROPERTY OF COVAR DESIGNS, INC. NO PART OF THIS DOCUMENTATION SHALL BE COPIED, REPRODUCED, ADAPTED, MODIFIED, DISTRIBUTED, SOLD, PUBLISHED OR USED WITHOUT THE WRITTEN CONSENT AND APPROPRIATE COMPENSATION TO COVAR DESIGNS, INC. VISUAL CONTACT WITH THESE DESIGN DRAWINGS AND DOCUMENTATION SHALL CONSTITUTE CONCLUSIVE EVIDENCE OF ACCEPTANCE OF THESE LIMITATIONS AND RESTRICTIONS. IN-SITE VERIFICATION OF ALL DIMENSIONS, EXISTING AND NEW CONDITIONS, CONNECTIONS AND THE RELIABILITY OF THE PROVIDED INFORMATION SHALL BE THE RESPONSIBILITY OF THE CONTRACTOR. COVAR DESIGNS, INC. SHALL NOT BE RESPONSIBLE FOR ANY ERRORS OR OMISSIONS IN THESE DRAWINGS, SPECIFICATIONS, DETAILS, DESIGN, DETAILS AND FINAL ARRANGEMENTS REPRESENTED HERE WITHIN. ALL DRAWINGS TO BE PROVIDED TO THE CONTRACTOR WITHIN 10 BUSINESS DAYS OF THE DATE OF THE DRAWING. ALL DRAWINGS TO BE PROVIDED TO THE CONTRACTOR WITHIN 10 BUSINESS DAYS OF THE DATE OF THE DRAWING.

GENERAL NOTES:

REFER TO SHEET G002 & G003

S.F.D. RFA TABULATION				
	EXISTING	NEW	EXEMPT	RFA
GARAGE	408	353.07	200	153.07
GROUND LEVEL	1350	1351	58	1293
FIRST FLOOR	0	683	0	683
BASEMENT	0	0	0	0
UNCOVERED DECKS/PATIOS	352	432.50	432.50	0.00
TOTAL PROPOSED				2129.07
TOTAL ALLOWED				2871.1

A.D.U. RFA TABULATION				
	EXISTING	NEW	EXEMPT	RFA
FIRST FLOOR	738.33	738.33	0	738.33
BASEMENT	853	853	58.13	794.87
UNCOVERED DECKS/PATIOS	0	792.91	792.91	0.00
TOTAL PROPOSED				1533.20
TOTAL ALLOWED				< CONVERSION OF NON-LIVABLE SPACE. NO SIZE LIMIT

MAX. RFA ALLOWED ON LOT

LOT SIZE: 5,742.2 S.F. X .50 = 2871.1 S.F.
 MAX. LOT COVERAGE: 40% OF LOT SIZE = 2296.88 S.F.
 LOT COVERAGE PROPOSED: 2234.58 S.F.
 2234.58 S.F. < 2296.88 S.F.

FLOOR AREA, SCHOOL DISTRICT

1ST FLOOR (EXTERIOR WALLS): 1802 S.F.
 2ND FLOOR (EXTERIOR WALLS): 1536 S.F.
 ADU (EXTERIOR WALLS): 957.5 S.F.

GRAND TOTAL:	4294.5 S.F.
TOTAL AREA ADDED:	2944.5 S.F.

FLOOR AREA, GROSS (CBC)

S.F.D.

R-3 (NEW):
 GROUND LEVEL: 1322.84 S.F.
 1ST FLOOR: 6833.33 S.F.

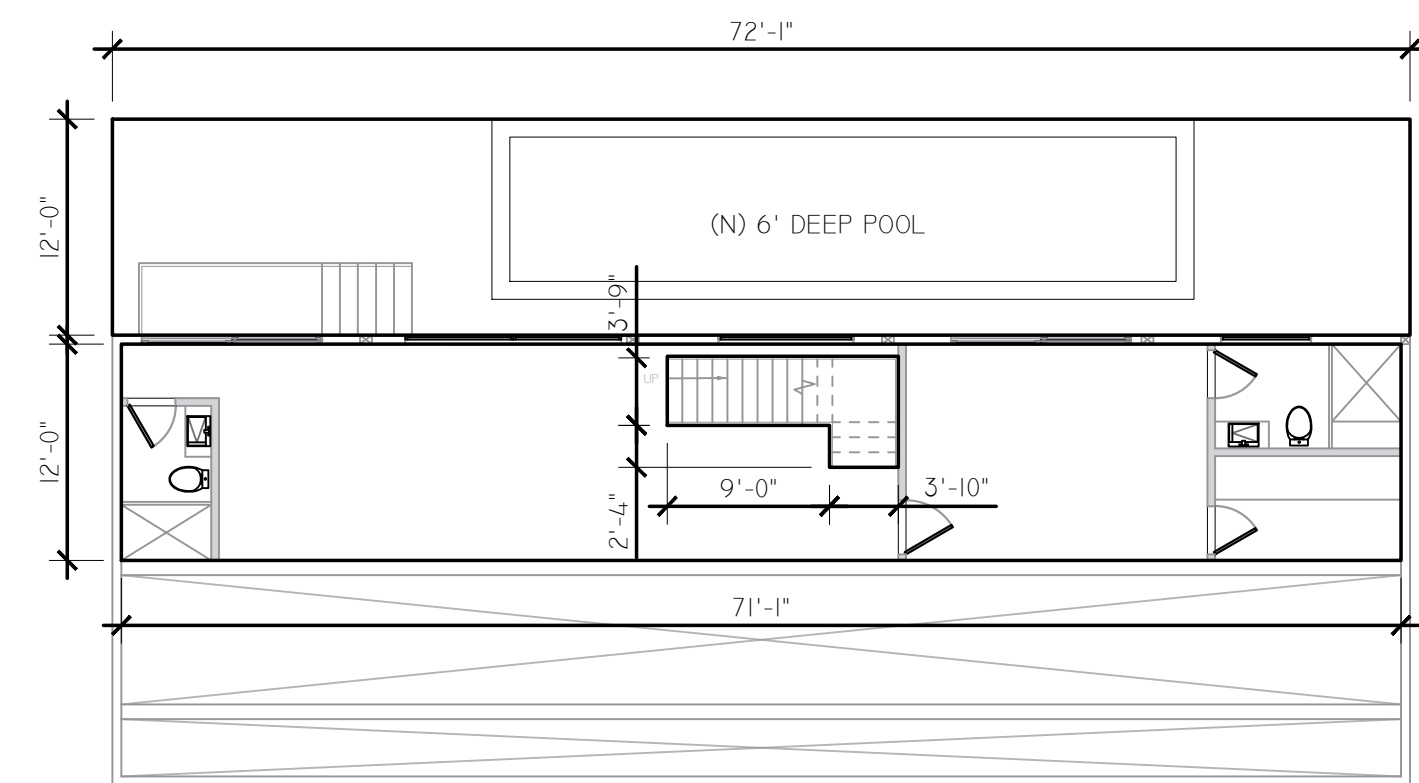
U-OCCUPANCY:
 OPEN PATIOS: 435.5 S.F.
 GARAGE: 353.07 S.F.

A.D.U.

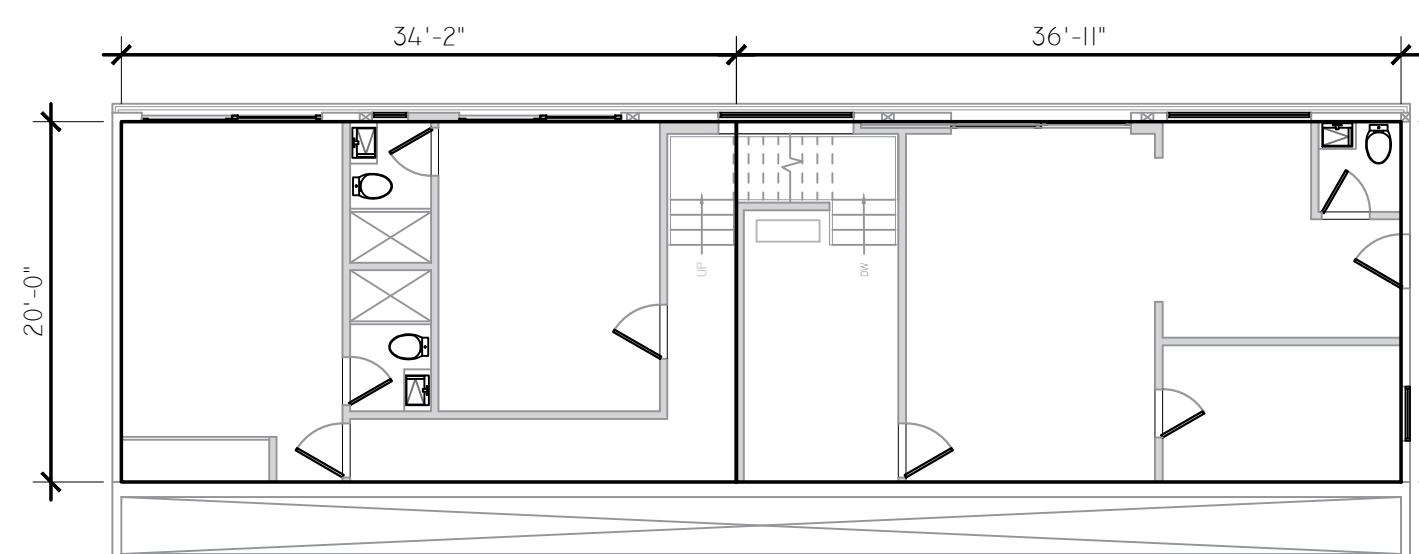
R-3 (NEW):
 1ST FLOOR: 738.33 S.F.
 BASEMENT: 853 S.F.

U-OCCUPANCY:
 UNCOVERED PATIOS/PORCHES: 865 S.F.

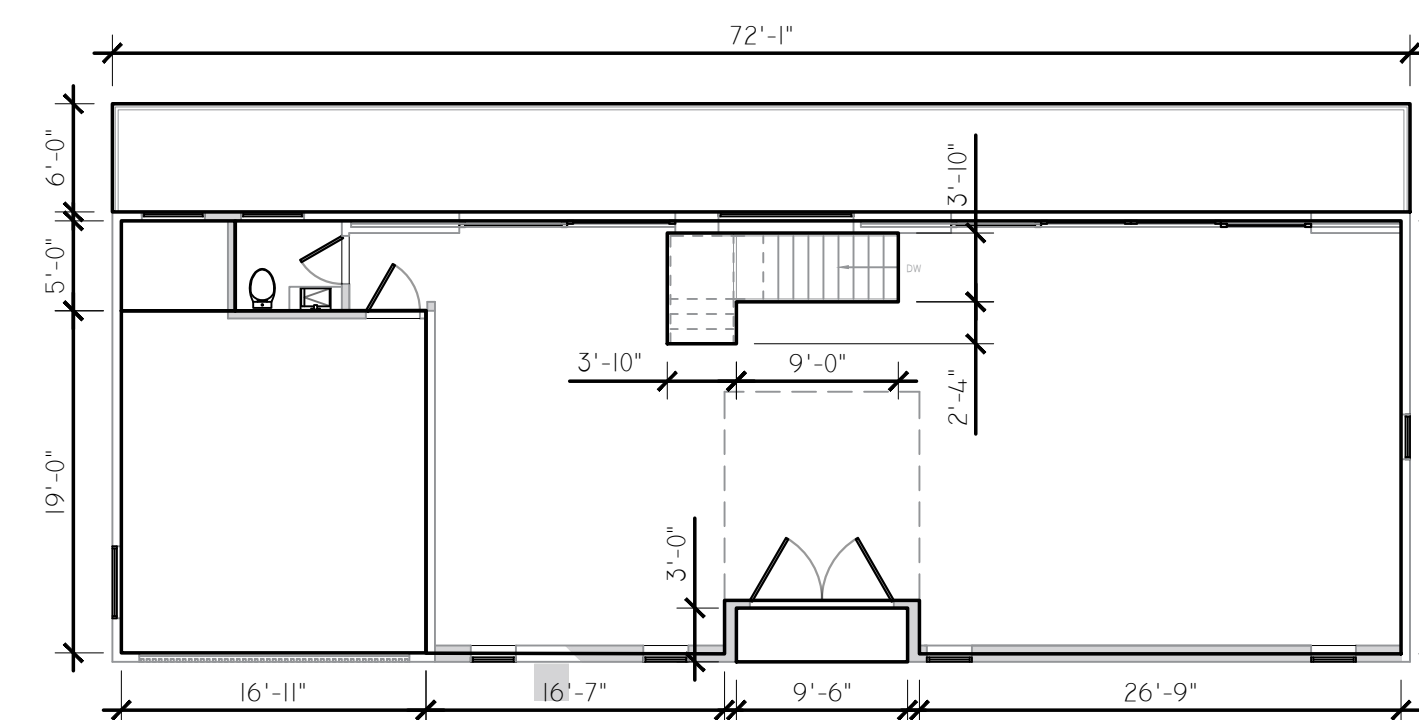
GRAND TOTAL:	9747.5 S.F.
TOTAL AREA ADDED:	8397.5 S.F.



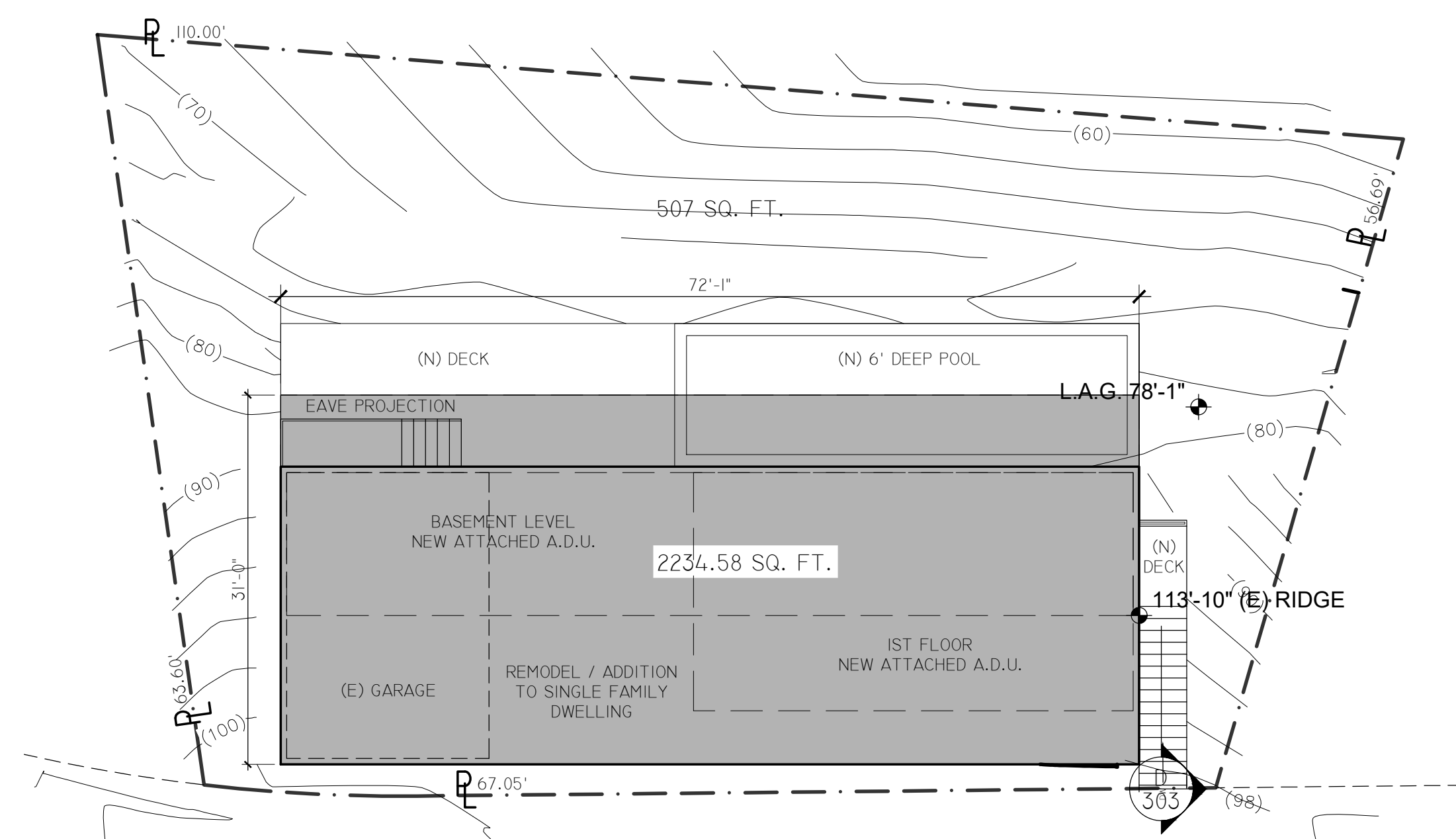
BASEMENT FLOOR AREAS
 SCALE: 3/32" = 1'-0"



FIRST FLOOR AREAS
 SCALE: 3/32" = 1'-0"




GROUND LEVEL FLOOR AREAS
 SCALE: 3/32" = 1'-0"



LOT COVERAGE PROOF
 SCALE: 3/32" = 1'-0"

COVAR
 DESIGNS



MAILING ADDRESS:
 1340 E 6TH ST., SUITE 508 LOS ANGELES, CA 90005
 PHONE: 213-394-9763
 EMAIL: INFO@COVARDESIGNS.COM

PROJECT # CDI9007

PROJECT FOR:
 THE O PROJECT, INC.
 PROJECT DESCRIPTION:
 REMODEL AND ADDITION TO (E) ONE STORY S.F.D.
 CONVERT (E) CRAWLSPACE INTO (N) A.D.U.
 PROJECT ADDRESS:
 8458 HAROLD WAY LOS ANGELES, CA 90069

PRINT DATE

7/29/2021

DATE

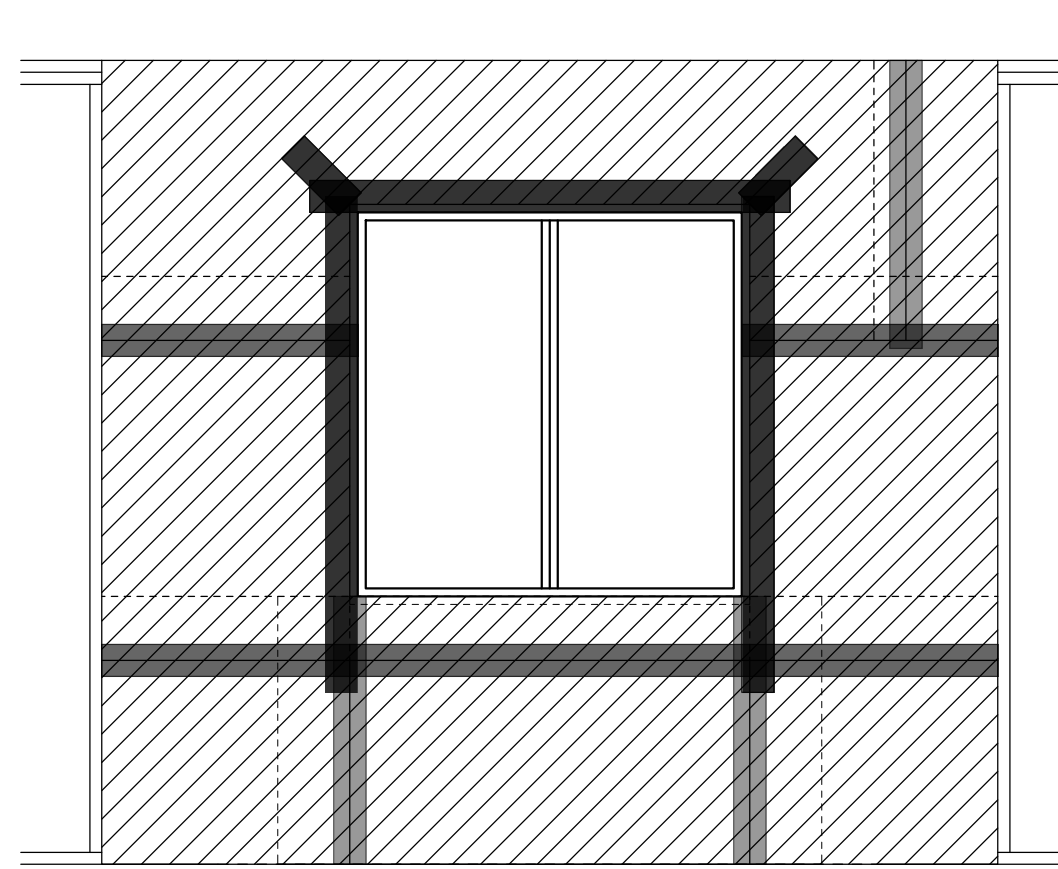
DESCRIPTION

REV.

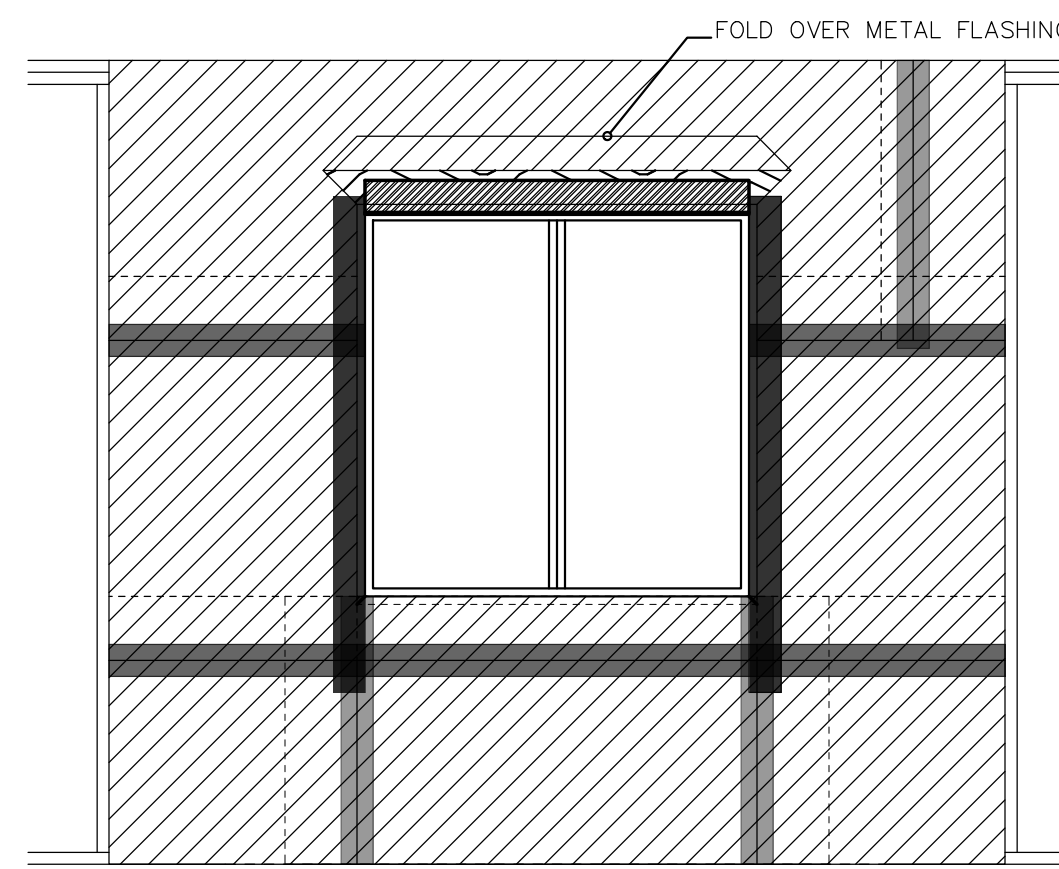
SHEET:

A401

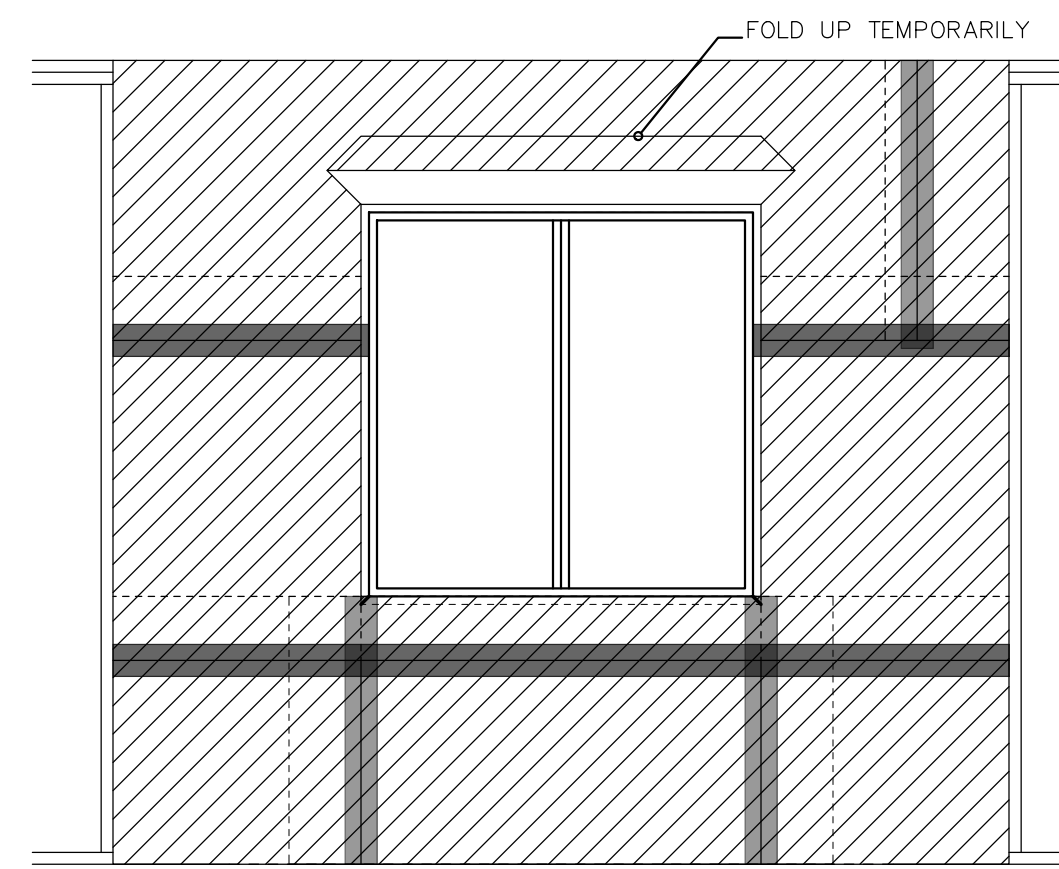
THESE DRAWINGS, SPECIFICATIONS, DETAILS AND FINAL ARRANGEMENTS REPRESENTED HERE WITHIN ARE AND SHALL REMAIN THE PROPERTY OF COVAR DESIGNS, INC. NO PART OF THIS DOCUMENTATION SHALL BE COPIED, REPRODUCED, ADAPTED, MODIFIED, DISTRIBUTED, SOLD, RENTED OR USED WITHOUT THE WRITTEN CONSENT AND APPROPRIATE COMPENSATION TO COVAR DESIGNS, INC. VISUAL CONTACT WITH THESE DESIGN DRAWINGS AND DOCUMENTATION SHALL CONSTITUTE CONCLUSIVE EVIDENCE OF ACCEPTANCE OF THESE LIMITATIONS AND RESTRICTIONS. IN-SITE VERIFICATION OF ALL DIMENSIONS, EXISTING AND NEW CONDITIONS, CONNECTIONS AND THE AREAS OF THE PROPOSED ACTIONS SHALL BE THE RESPONSIBILITY OF THE CONTRACTOR. COVAR DESIGNS, INC. SHALL NOT BE RESPONSIBLE FOR ANY ERRORS OR OMISSIONS IN THESE DRAWINGS AND DOCUMENTATION. ALL PROVISIONS TO BE PROVIDED TO THE CONTRACTOR WITHIN THE CONTRACT DOCUMENTS.



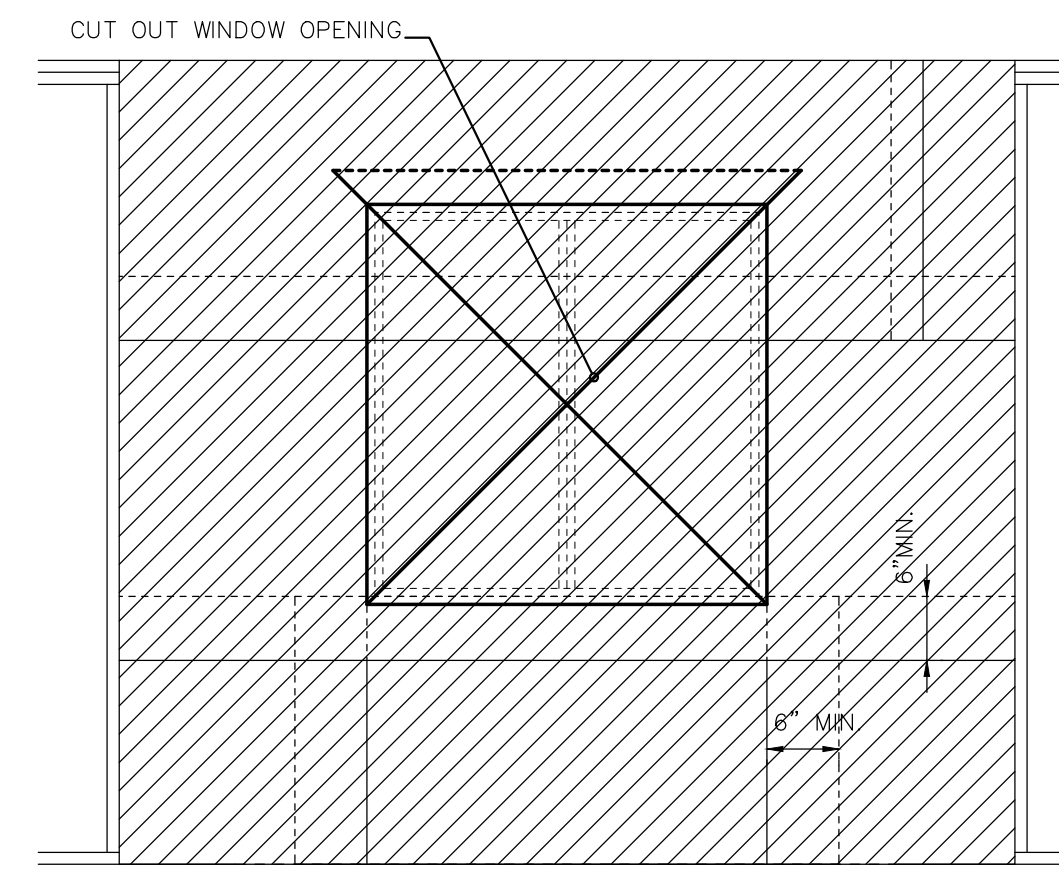
INSTALL FLASHING TAPE AT WINDOW HEAD OVER BUILDING PAPER THEN INSTALL FLASHING TAPE OVER REMAINING CUTS ON BUILDING PAPER (J)



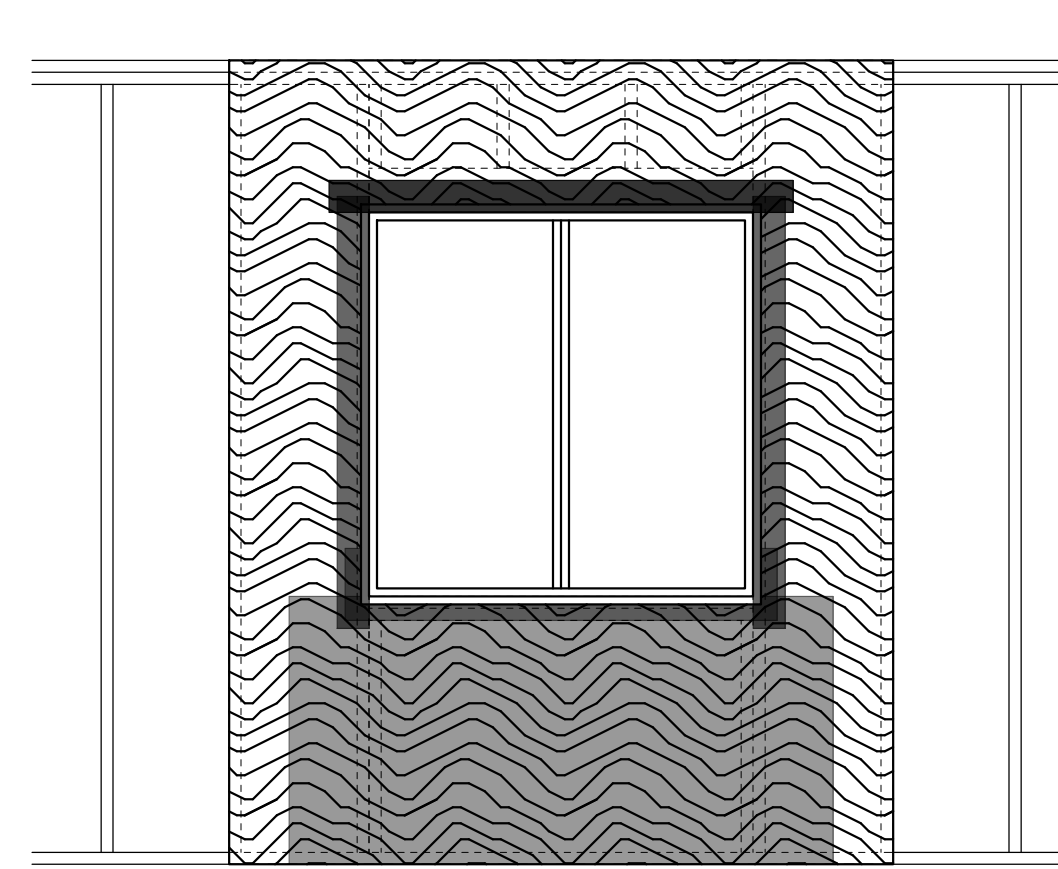
INSTALL FLASHING TAPE OVER BOTH SIDES OF WINDOW NAILING FIN AND BUILDING PAPER, THEN INSTALL GALVANIZED Z FLASHING OVER UNDER BUILDING PAPER AND OVER FLASHING TAPE (I)



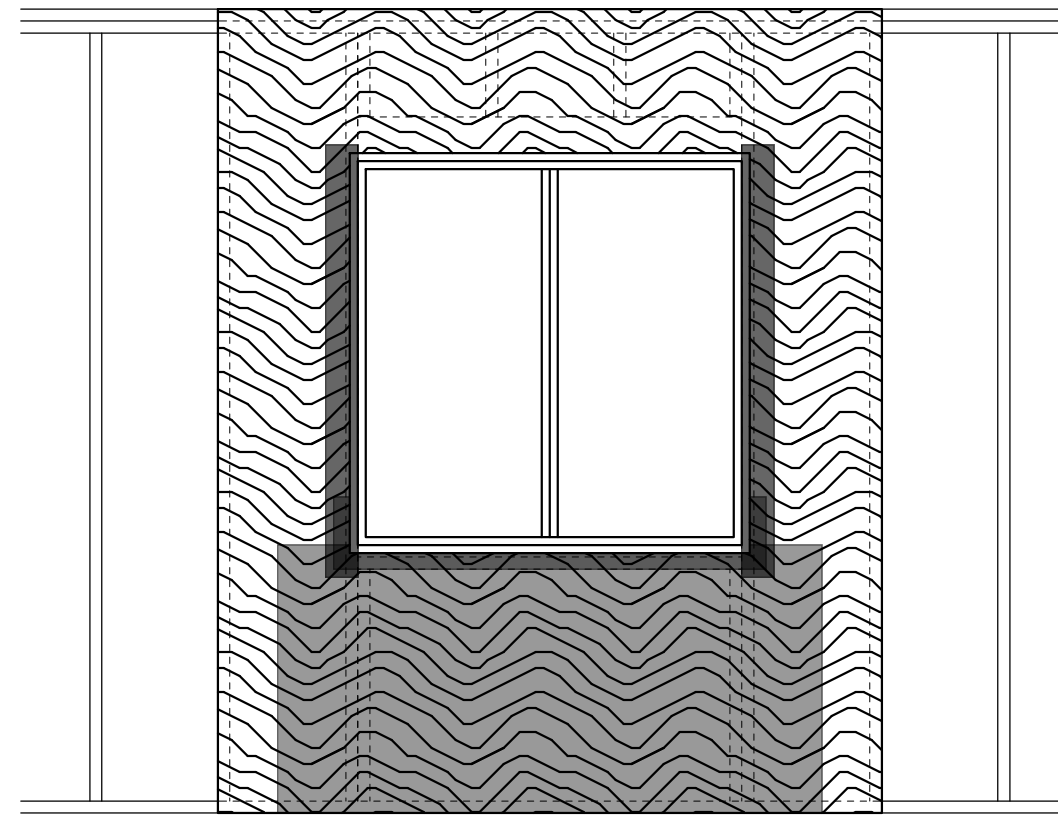
INSTALL FLASHING TAPE OVER ALL VERTICALLY OVERLAPPING SHEETS THEN INSTALL TAPE TO ALL HORIZONTALLY OVERLAPPING SHEETS. SEE DIAGRAM ABOVE. (H)



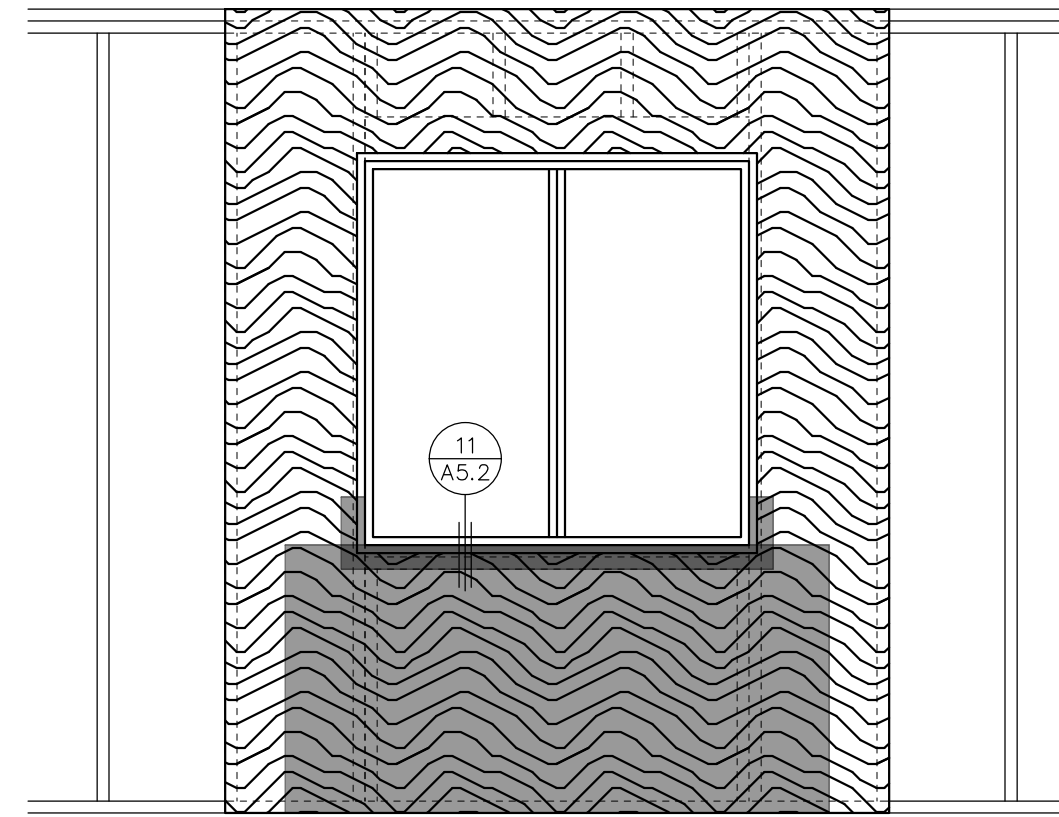
INSTALL BUILDING PAPER FROM BOTTOM TO TOP ALWAYS OVERLAPPING THE LOWER SHEET AND ROLLING OVER FOLLOW ANY OTHER RECOMMENDATIONS PER MANUFACTURES SPECS. (G)



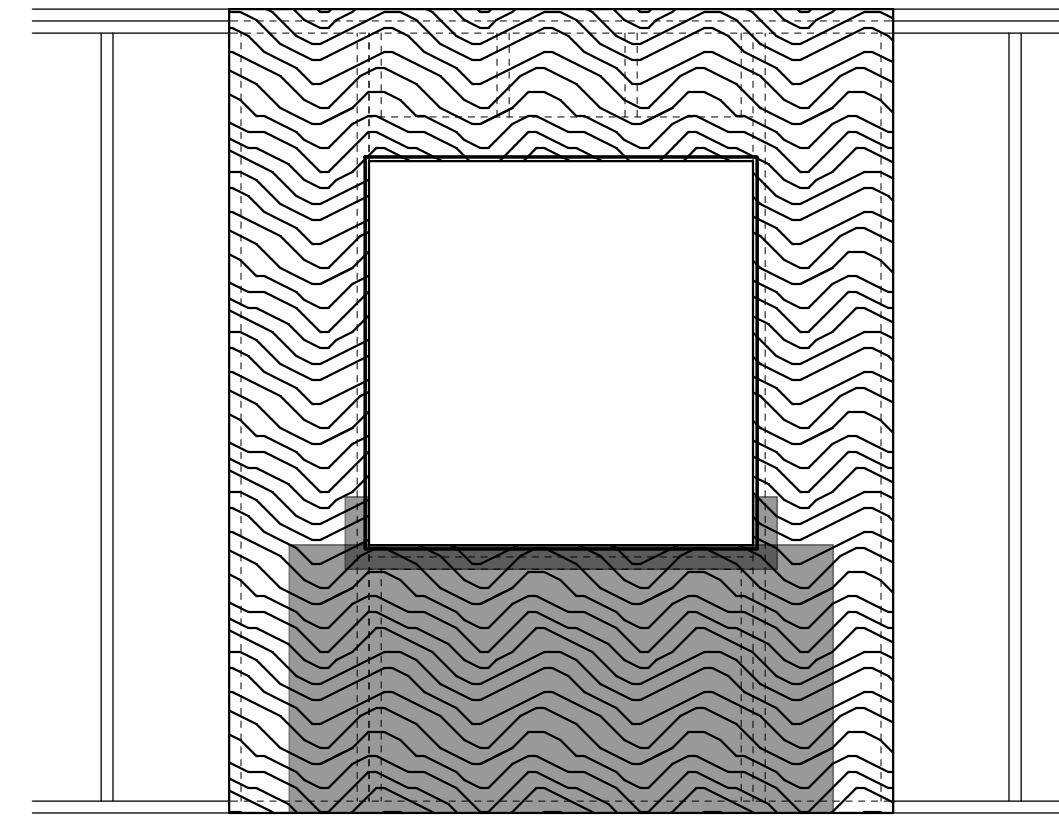
INSTALL FLASHING TAPE AT TOP OF WINDOW OVER WINDOW NAILING FLANGE AND OVER EXISTIG FLASHING TAPE (F)



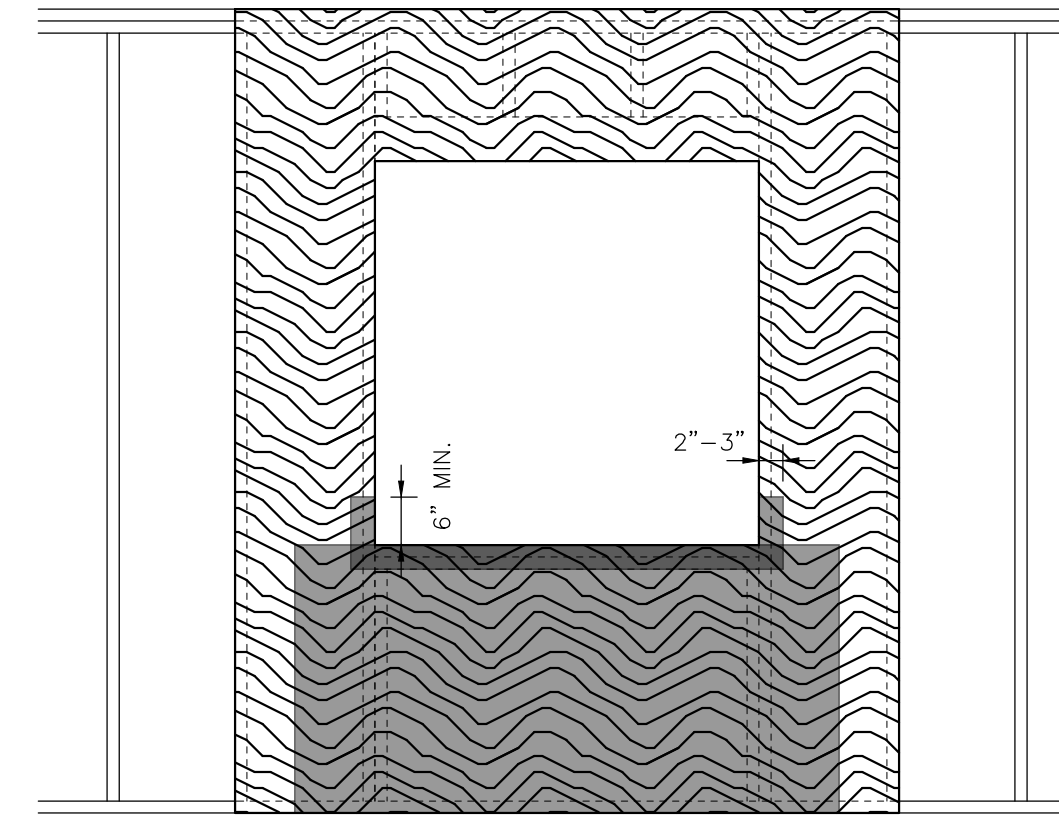
INSTALL FLASHING TAPE AT BOTH SIDES OF WINDOW OVER WINDOW NAILING FLANGE (E)



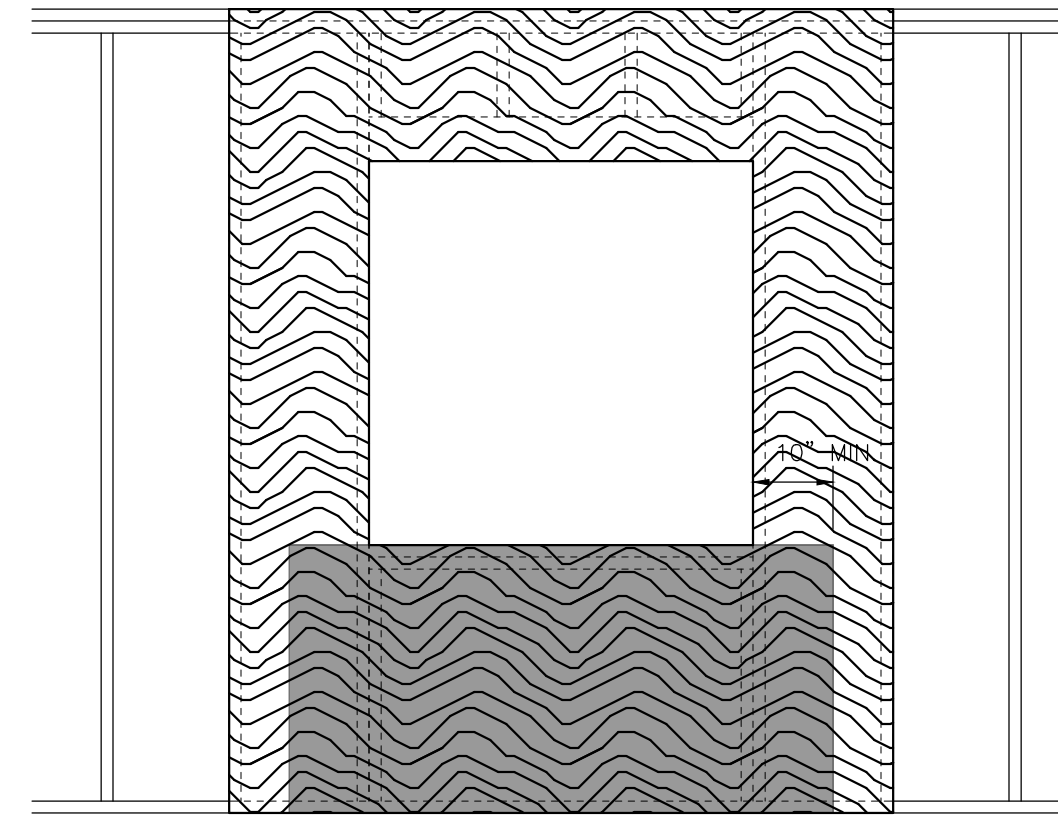
INSTALL WINDOW AND FOLLOW ANY ADDITIONAL INSTRUCTIONS PER MANUFACTURES RECOMMENDATIONS AND INSTALLATION INSTRUCTIONS (D)



APPLY SEALANT ALL AROUND ROUGH WINDOW OPENING AND INSTALL ANY SHIMMING TO LEVEL OPENING (C)



INSTALL PEEL AND STICK FLASHING AT WINDOW SILL OVER BUILDING PAPER AS SPECIFIED (B)



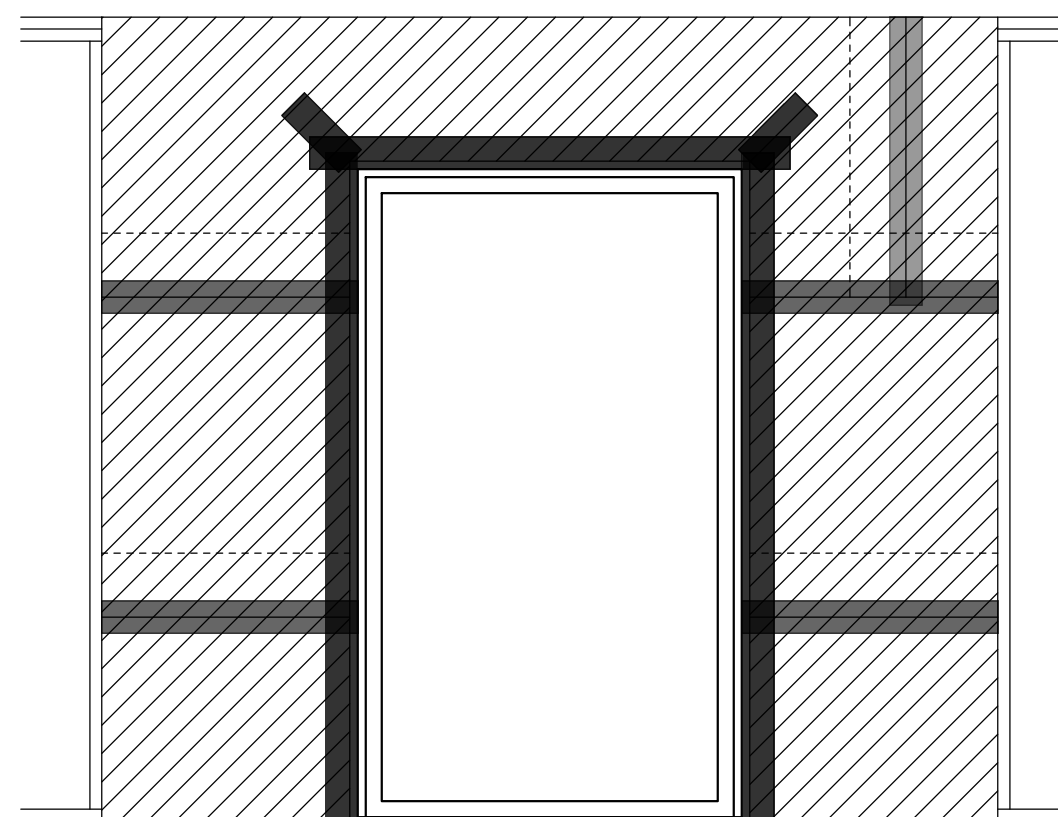
INSTALL WEATHER RESISTIVE BUILDING PAPER OVER PLYWOOD SHEATHING PER PLAN (A)

WINDOW FLASHING


1/2" = 1'-0"

03-01-1001


3



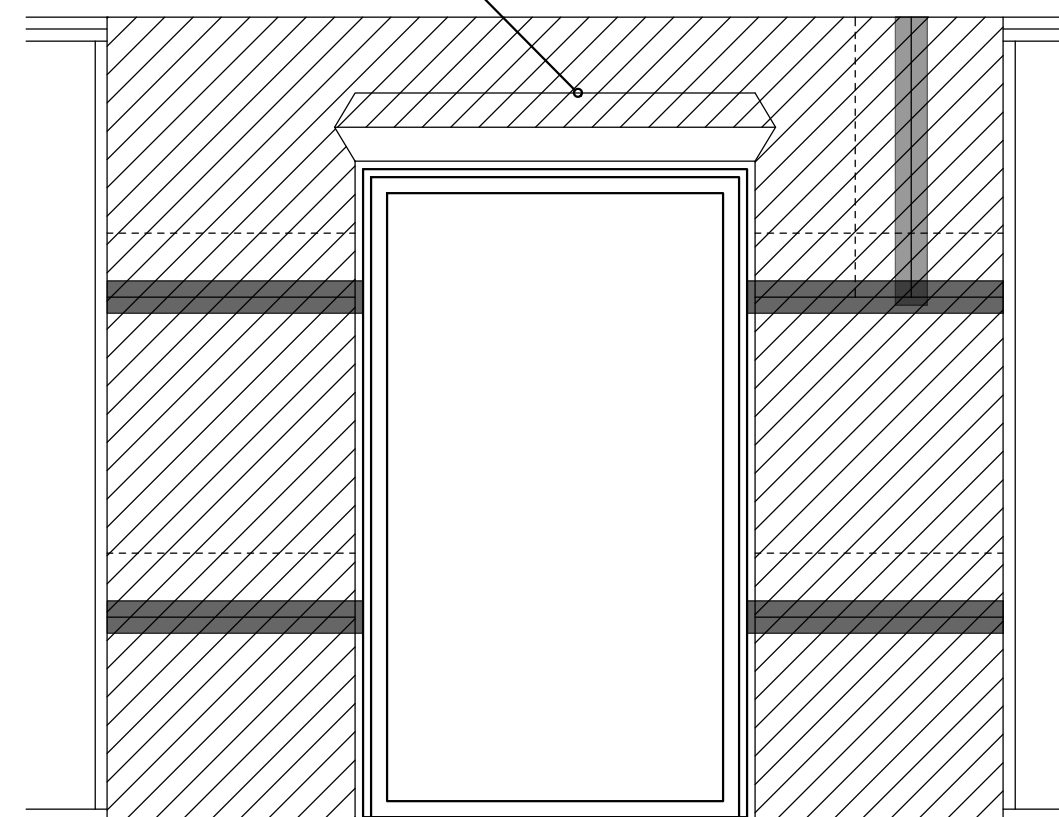
INSTALL FLASHING TAPE OVER REMAINING CUTS ON BUILDING PAPER (J)



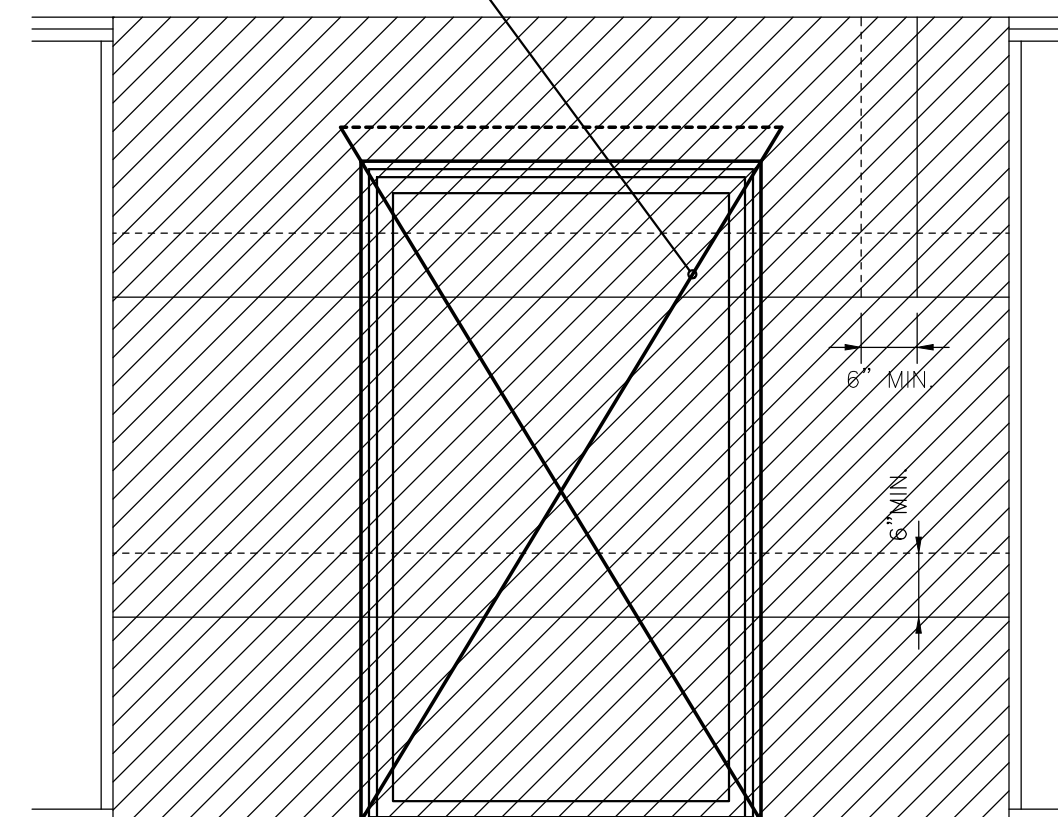
INSTALL FLASHING TAPE AT DOOR HEAD OVER BUILDING PAPER (I)



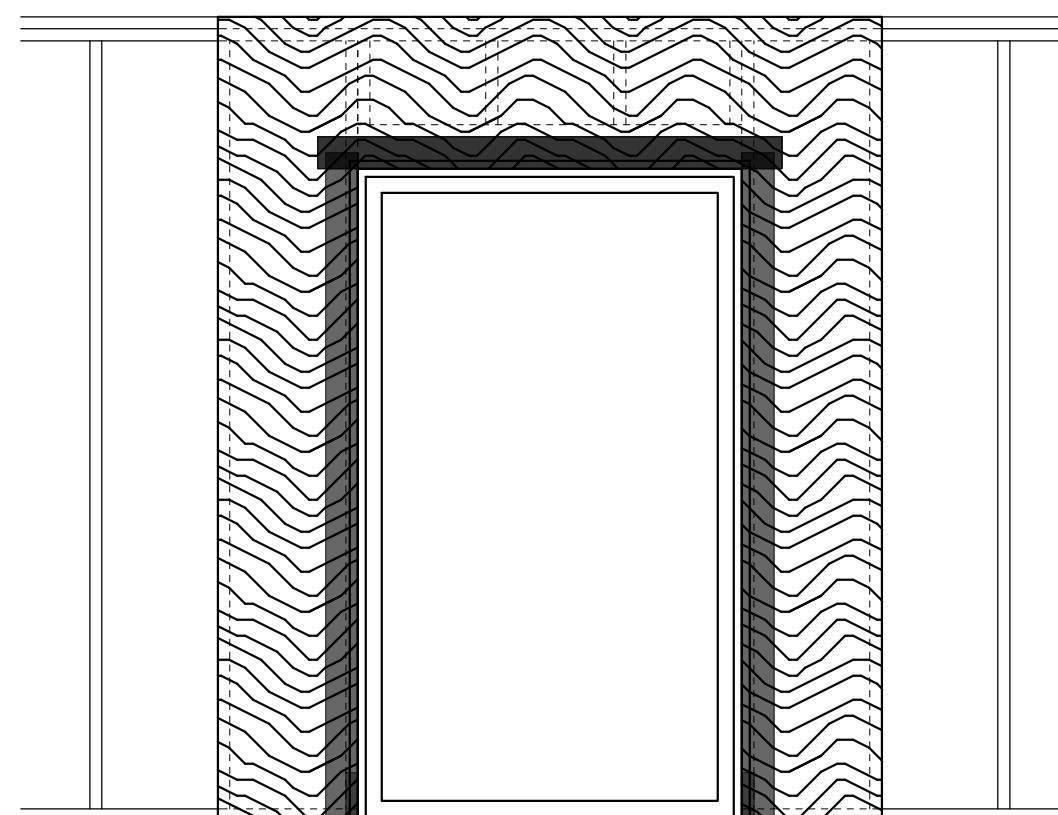
INSTALL FLASHING TAPE OVER BOTH SIDES OF DOOR NAILING FIN AND BUILDING PAPER, THEN INSTALL GALVANIZED Z FLASHING OVER UNDER BUILDING PAPER AND OVER FLASHING TAPE (H)



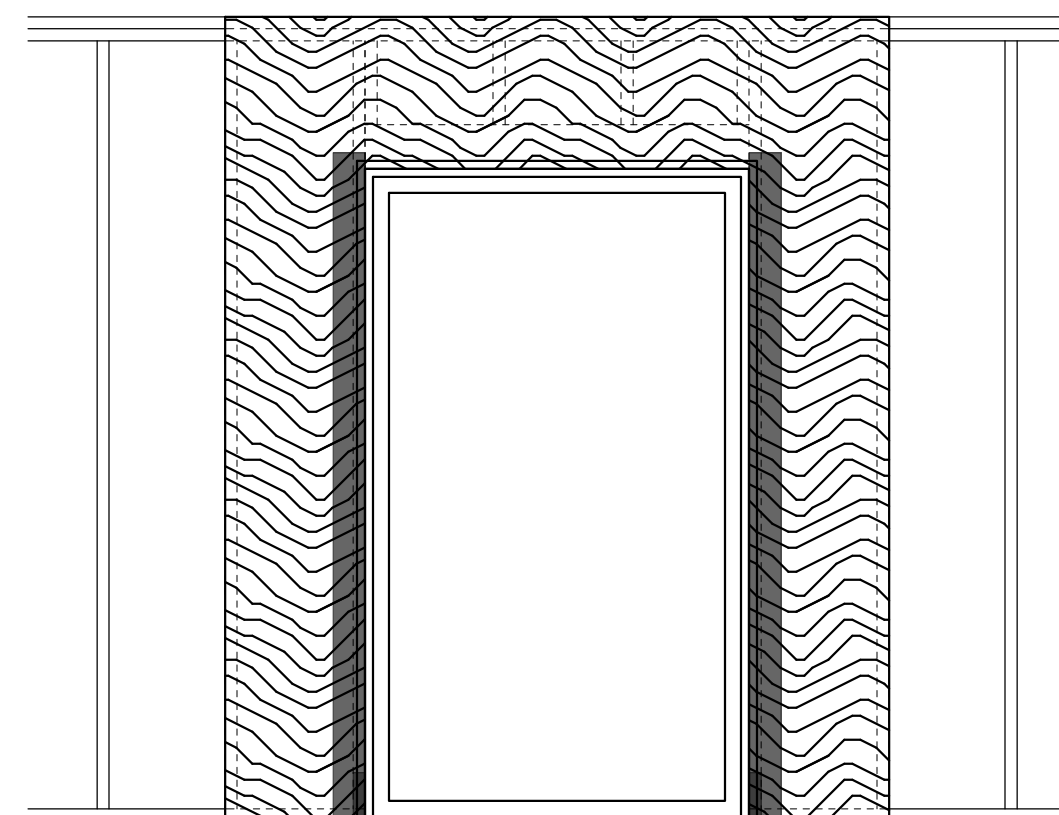
INSTALL FLASHING TAPE OVER ALL VERTICALLY OVERLAPPING SHEETS THEN INSTALL TAPE TO ALL HORIZONTALLY OVERLAPPING SHEETS. SEE DIAGRAM ABOVE. (G)



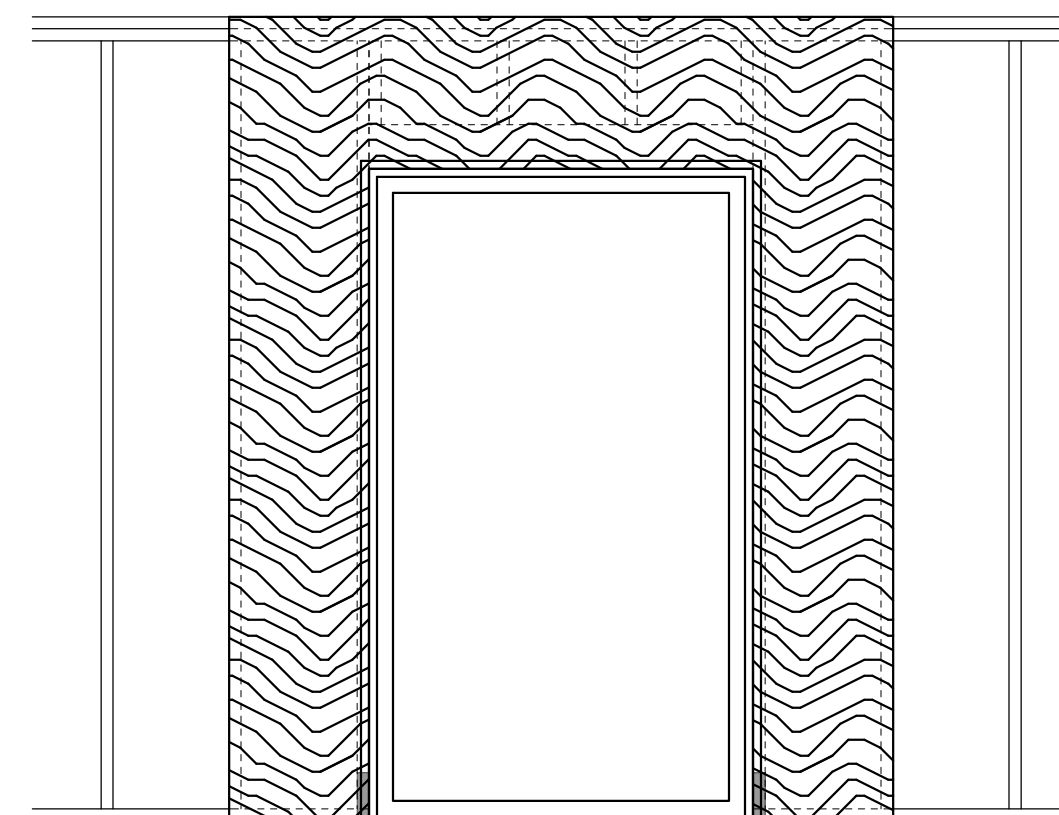
INSTALL BUILDING PAPER FROM BOTTOM TO TOP ALWAYS OVERLAPPING THE LOWER SHEET AND ROLLING OVER FOLLOW ANY OTHER RECOMMENDATIONS PER MANUFACTURES SPECS. (F)



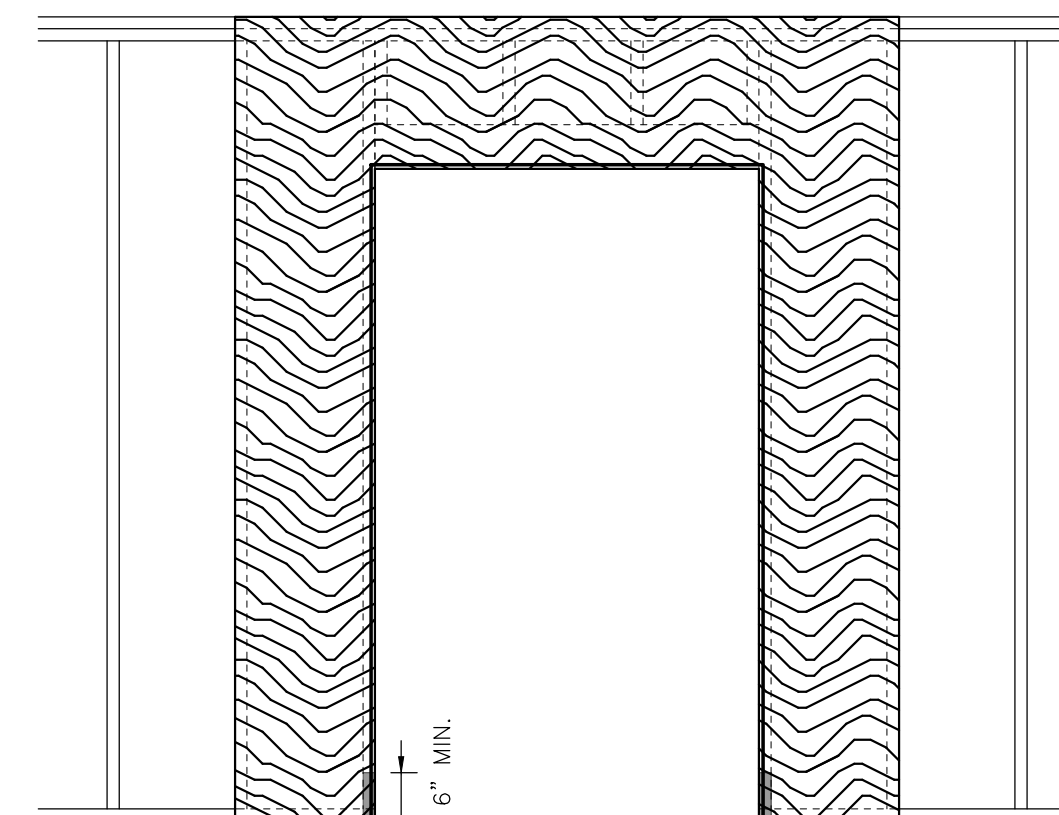
INSTALL FLASHING TAPE AT TOP OF DOOR OVER DOOR NAILING FLANGE AND OVER EXISTIG FLASHING TAPE (E)



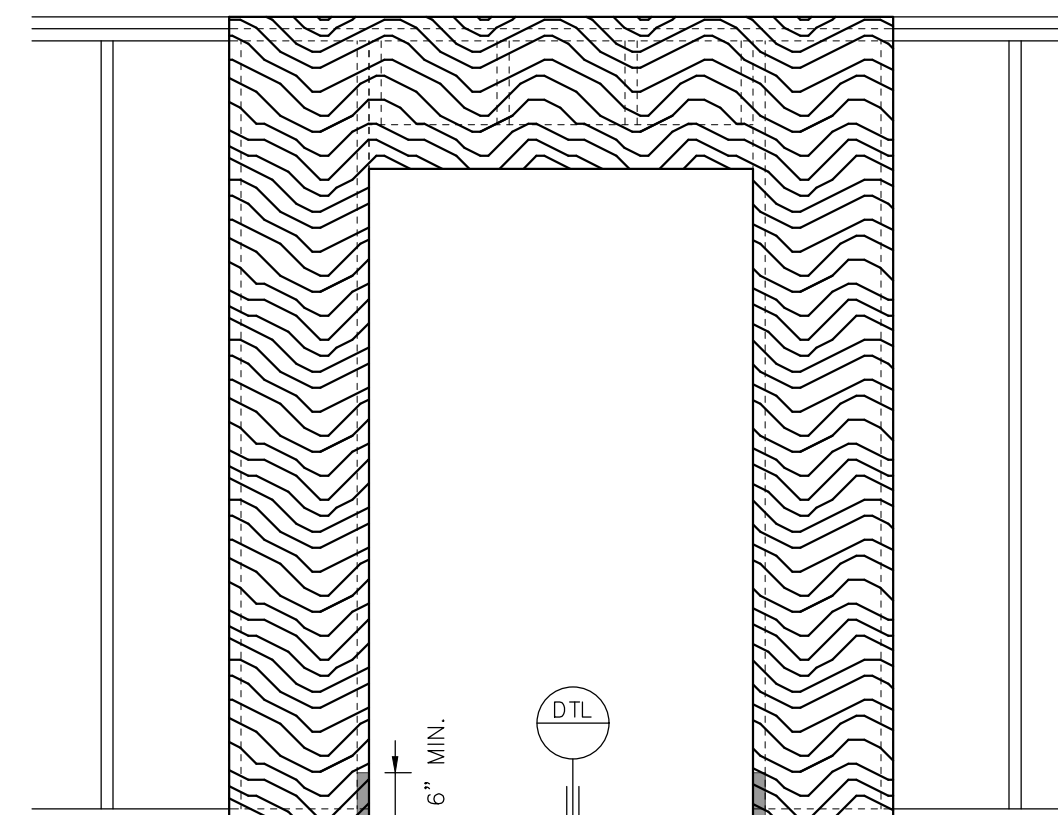
INSTALL FLASHING TAPE AT BOTH SIDES OF WINDOW OVER WINDOW NAILING FLANGE (D)



INSTALL DOOR AND FOLLOW ANY ADDITIONAL INSTRUCTIONS PER MANUFACTURES RECOMMENDATIONS & PER DETAIL CALLOUT (C)



APPLY SEALANT ALL AROUND ROUGH DOOR OPENING AND INSTALL ANY SHIMMING TO LEVEL OPENING ONCE LEVEL INSTALL SEALANT FOAM ALL AROUND (B)



INSTALL PEEL & STICK FLASHING AT DOOR SILL SEE DETAIL CALLOUT FOR ADDITIONAL INFORMATION (A)


DOOR FLASHING

1/2" = 1'-0"

04-01-1001

1

COVAR
DESIGNS



MAILING ADDRESS:
1340 E 6TH ST., SUITE 508 LOS ANGELES, CA 90005
PHONE: 213-394-9763
EMAIL: INFO@COVARDESIGNS.COM

PROJECT # CD19007

PROJECT FOR:
THE O PROJECT, INC.
PROJECT DESCRIPTION:
REMODEL AND ADDITION TO (E) ONE STORY S.F.D.
CONVERT (E) CRAWLSPACE INTO (N) A.D.U.
PROJECT ADDRESS:
8458 HAROLD WAY LOS ANGELES, CA 90069

PRINT DATE

7/29/2021

DATE

DESCRIPTION

REV.

SHEET:

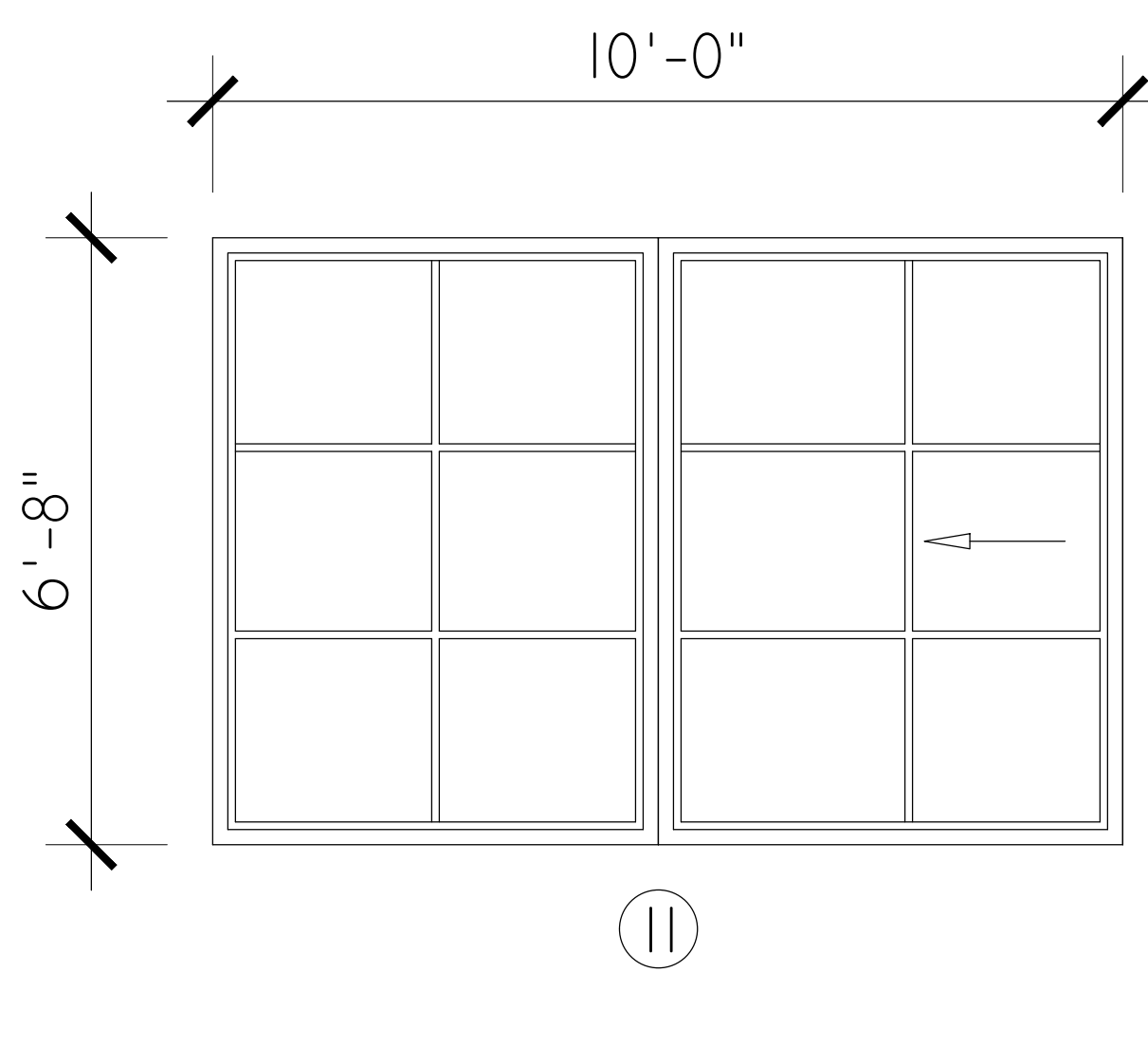
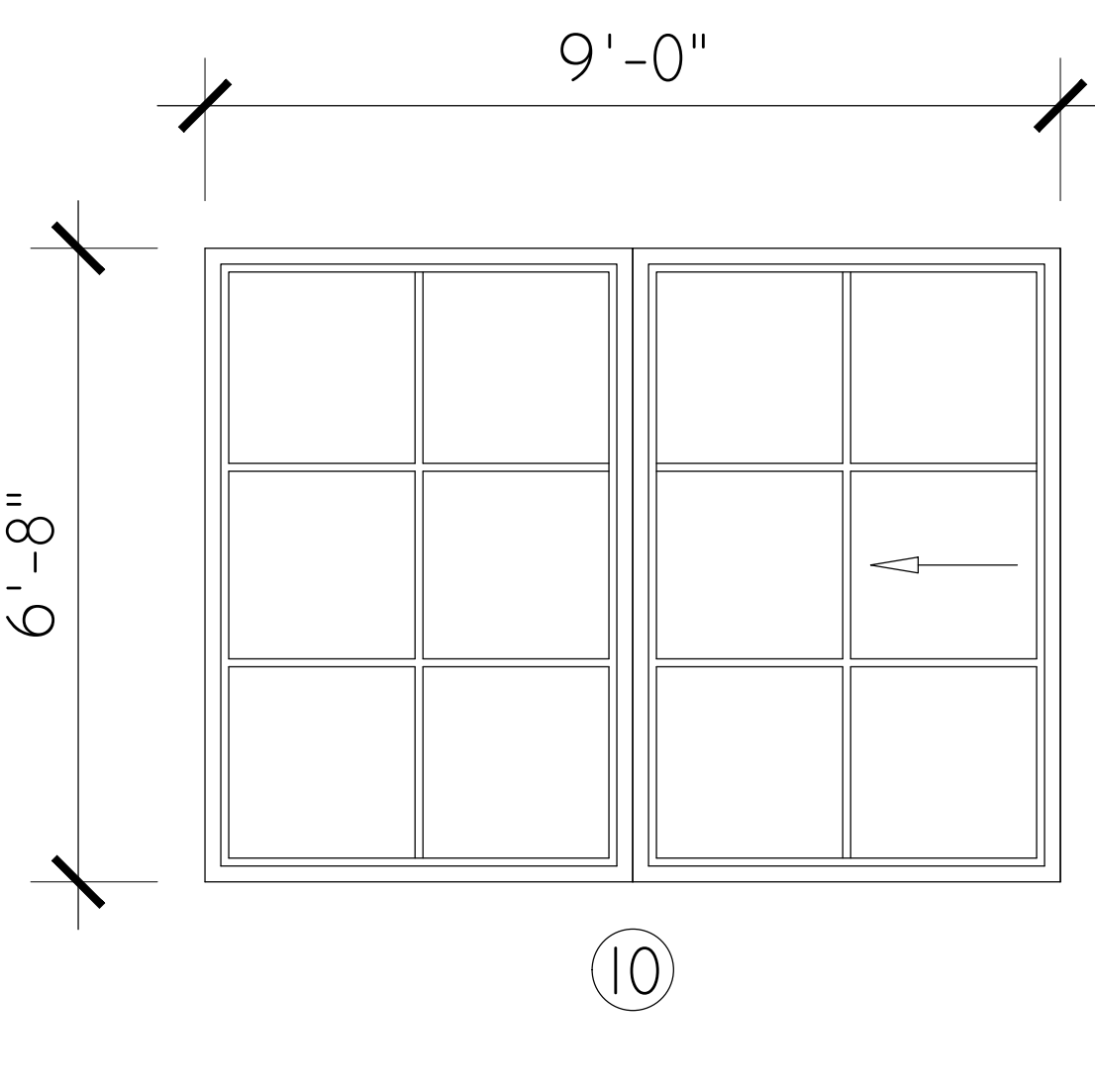
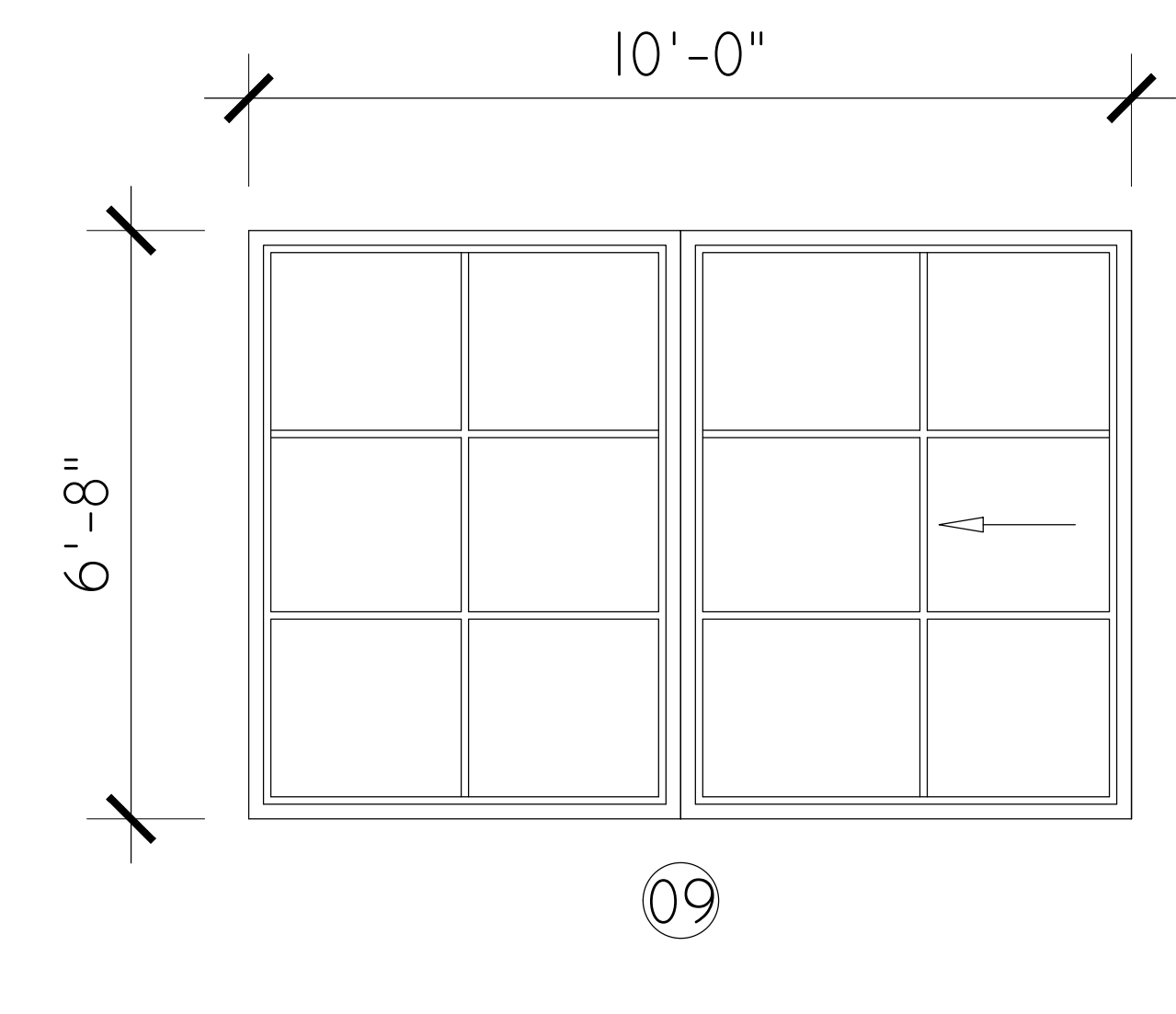
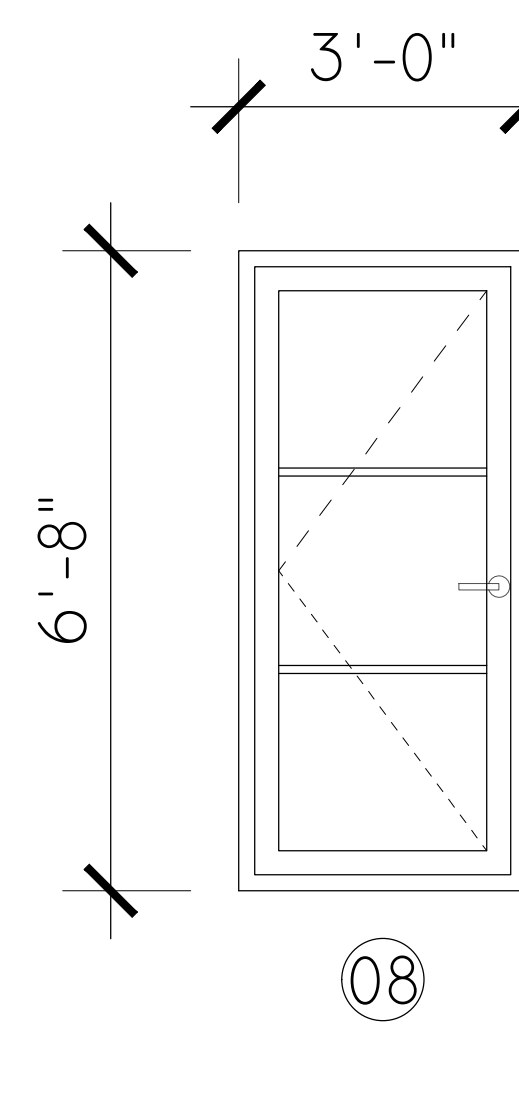
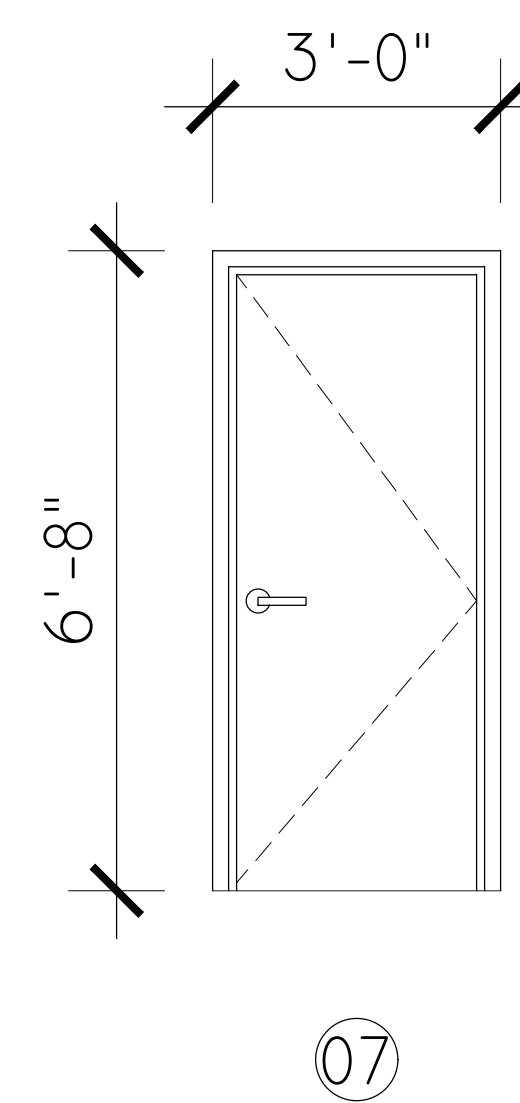
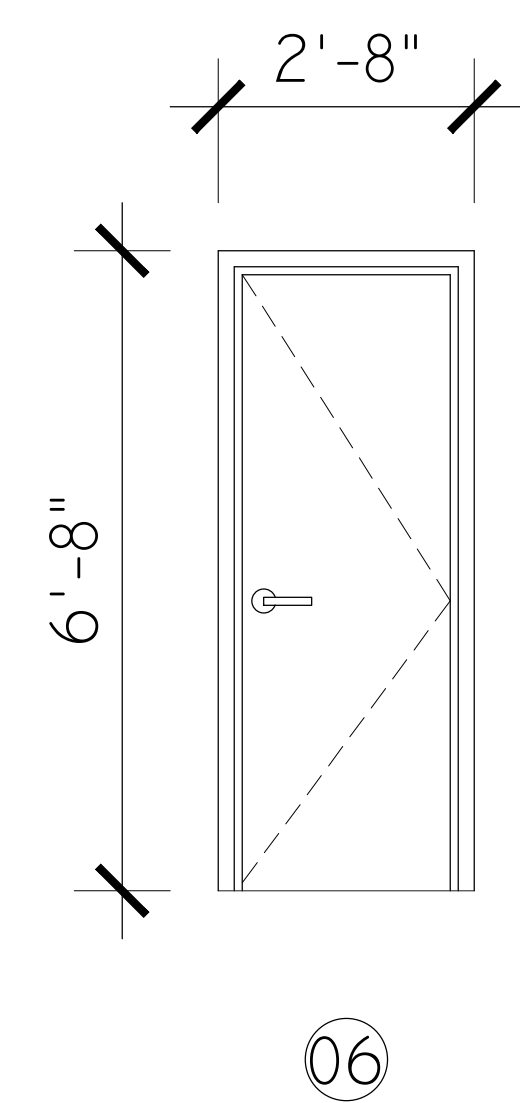
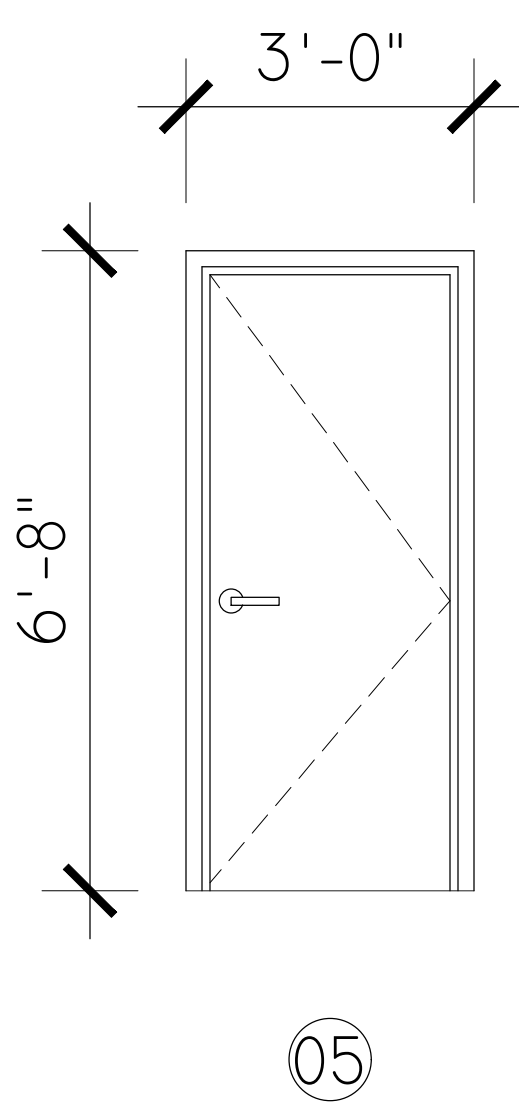
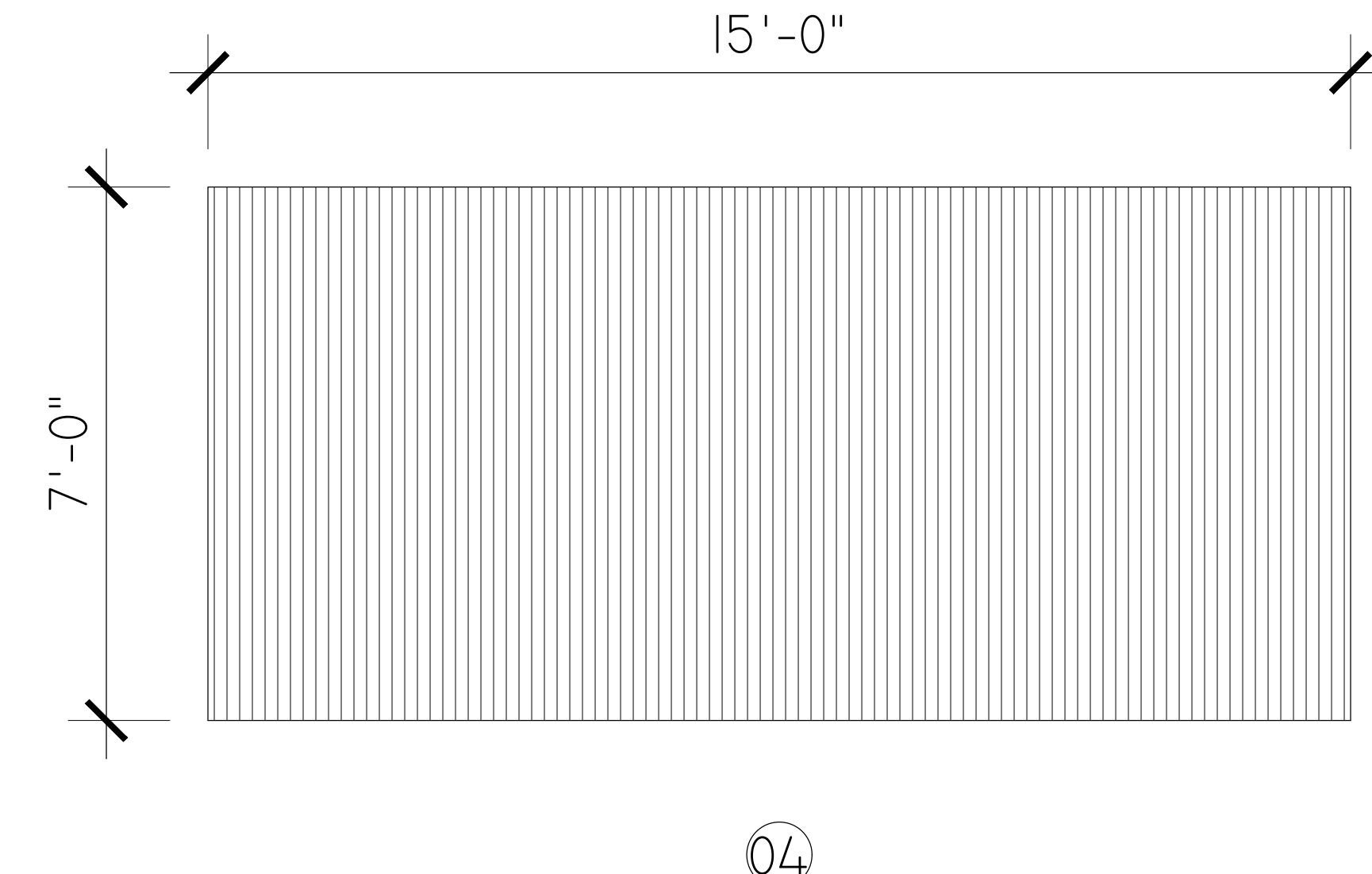
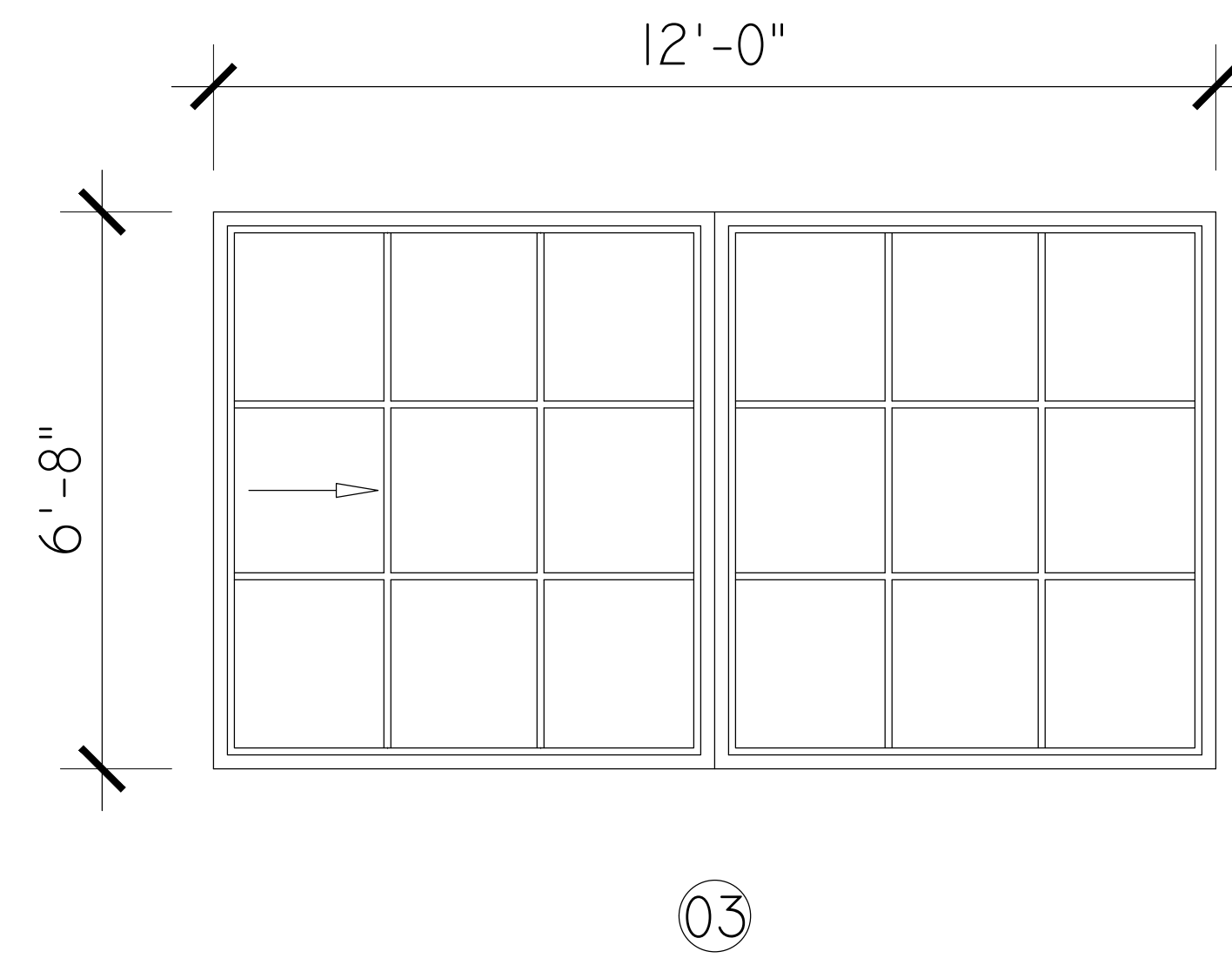
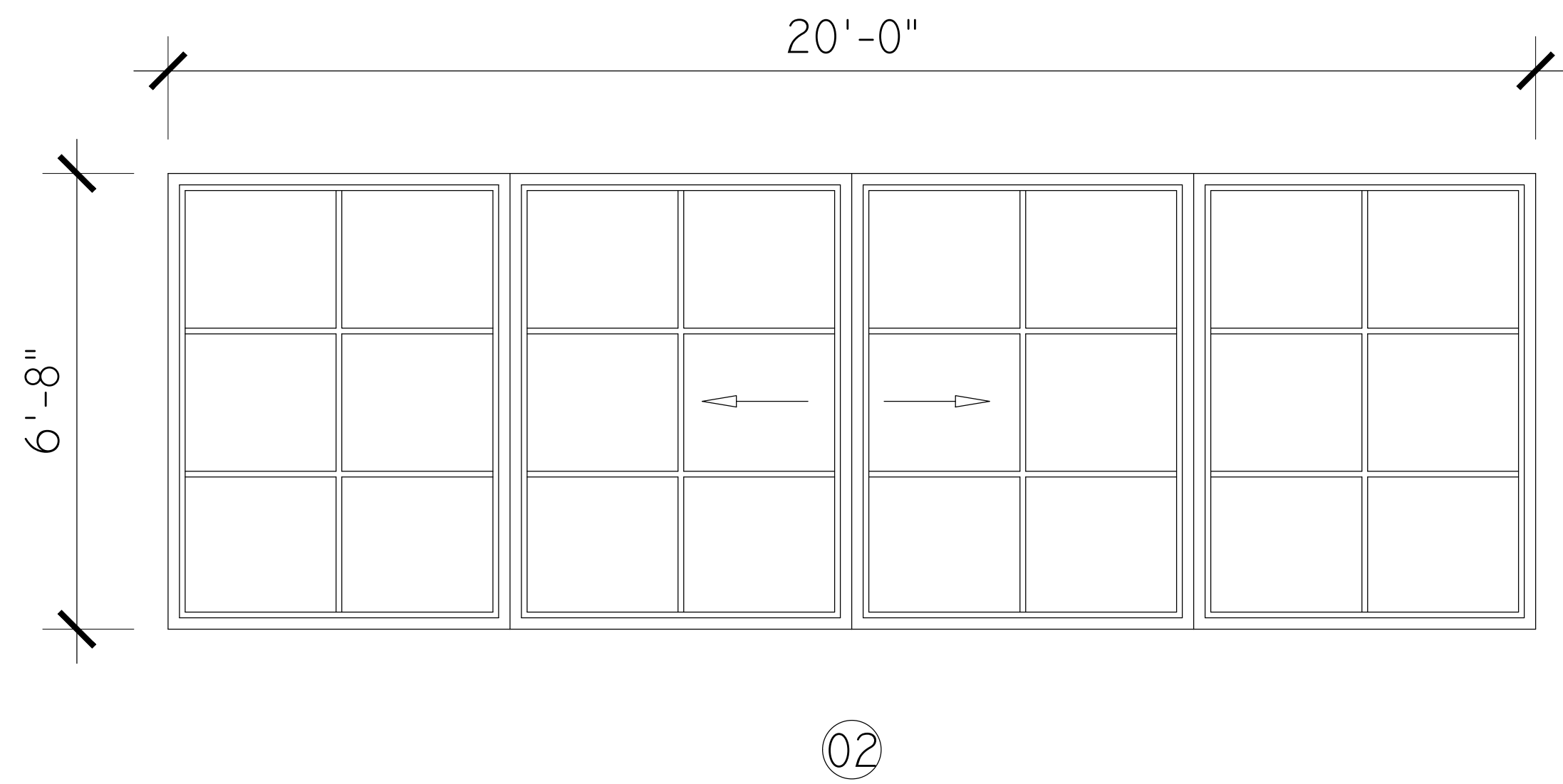
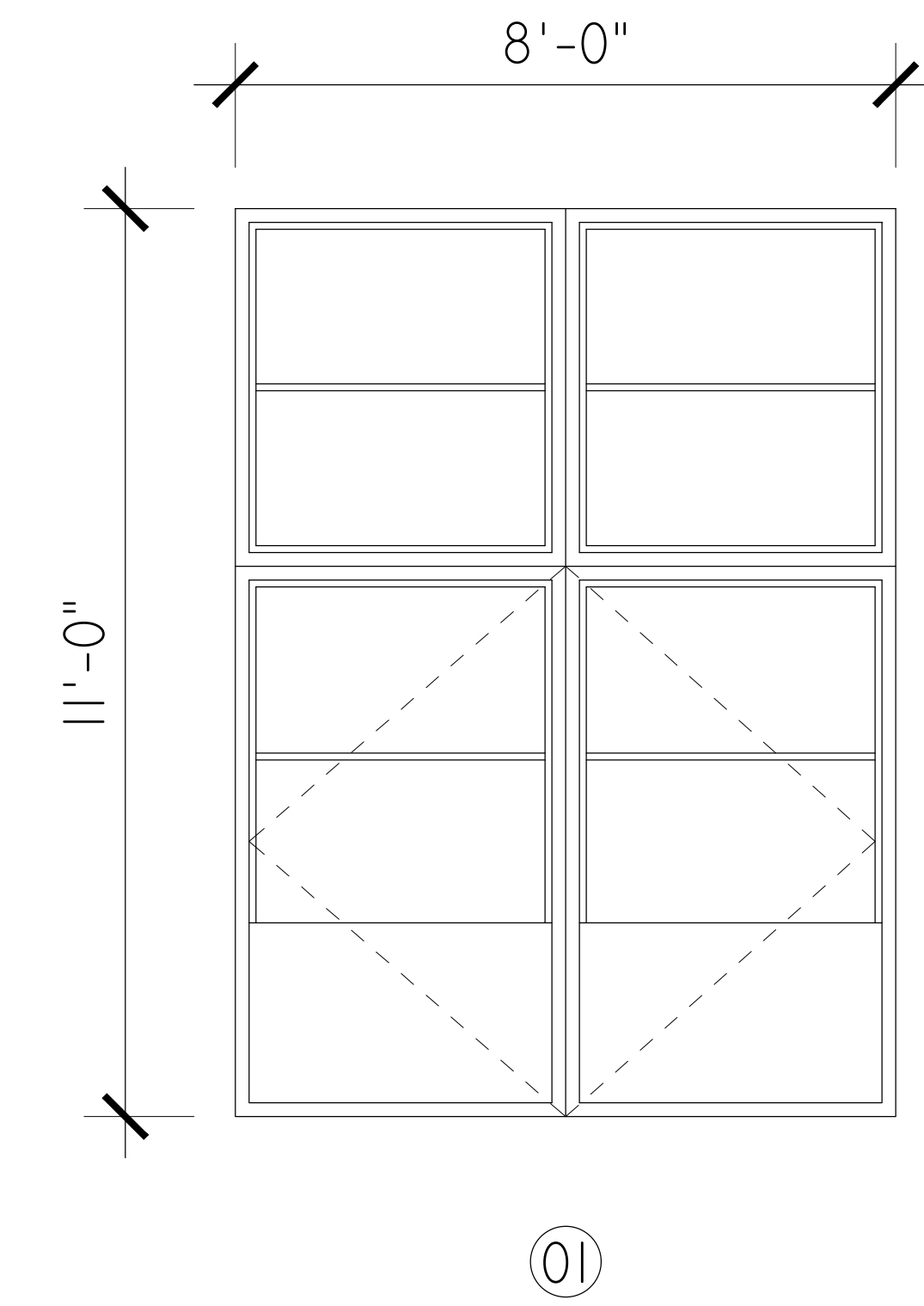
A502

THESE DRAWINGS, SPECIFICATIONS, DETAILS, DESIGN, DETAILS AND FINAL ARRANGEMENTS REPRESENTED HERE WITHIN ARE AND SHALL REMAIN THE PROPERTY OF COVAR DESIGNS, INC. NO PART OF THIS DOCUMENTATION SHALL BE COPIED, REPRODUCED, ADAPTED, MODIFIED, DISTRIBUTED, SOLD, RENTED OR USED WITHOUT THE WRITTEN CONSENT AND APPROPRIATE COMPENSATION TO COVAR DESIGNS, INC. VISUAL CONTACT WITH THESE DESIGN DRAWINGS AND DOCUMENTATION SHALL CONSTITUTE CONCLUSIVE EVIDENCE OF ACCEPTANCE OF THESE LIMITATIONS AND RESTRICTIONS. IN SITE VERIFICATION OF ALL OPERATIONS, EXISTING AND NEW CONDITIONS, CONDITIONS AND INTERFERENCES OF THE EXISTING STRUCTURE SHALL BE THE RESPONSIBILITY OF THE CONTRACTOR. COVAR DESIGNS, INC. SHALL NOT BE RESPONSIBLE FOR ANY ERRORS OR OMISSIONS IN THESE DRAWINGS AND DOCUMENTATION. ALL PROVISIONS TO BE PROVIDED TO THE CONTRACTOR BY THE CONTRACTOR.

GENERAL NOTES:

REFER TO SHEET G002 & G003

COUNT	MARK	WIDTH	HEIGHT	TYPE	MATERIAL	GLAZING	TEMP.	RATING	COMMENTS
1	1	8'-0"	11'-0"	PIVOT	ALUMINUM	SINGLE	YES		
1	2	20'-0"	6'-8"	POCKET	ALUMINUM	DUAL	YES		
1	3	12'-0"	6'-8"	POCKET	ALUMINUM	DUAL	YES		
1	4	15'-0"	7'-0"	CANOPY	WOOD				UL-325
1	5	3'-0"	6'-8"	S.C.	WOOD			20 MIN. RATED	SELF CLOSING & SELF LATCHING
8	6	2'-8"	6'-8"	H.C.	WOOD				
4	7	3'-0"	6'-8"	H.C.	WOOD				
1	8	3'-0"	6'-8"	GLASS	ALUMINUM	DUAL	YES		
1	9	10'-0"	6'-8"	POCKET	ALUMINUM	DUAL	YES		
1	10	9'-0"	6'-8"	SLIDER	ALUMINUM	DUAL	YES		
3	11	10'-0"	6'-8"	SLIDER	ALUMINUM	DUAL	YES		



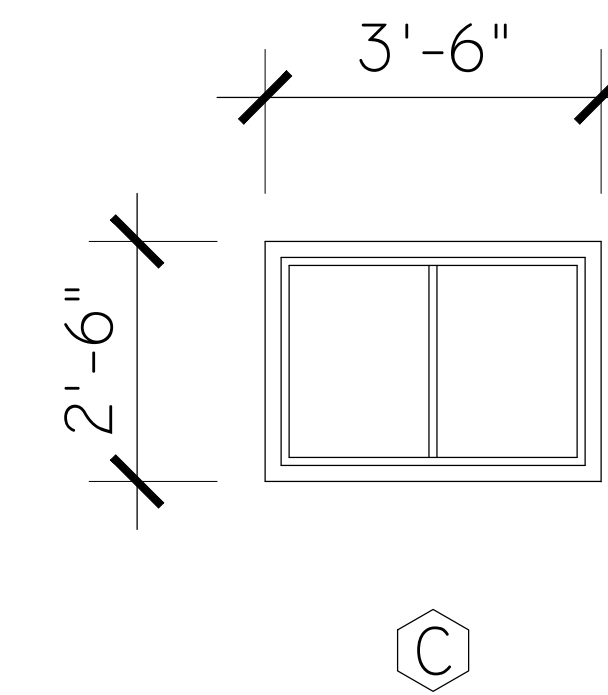
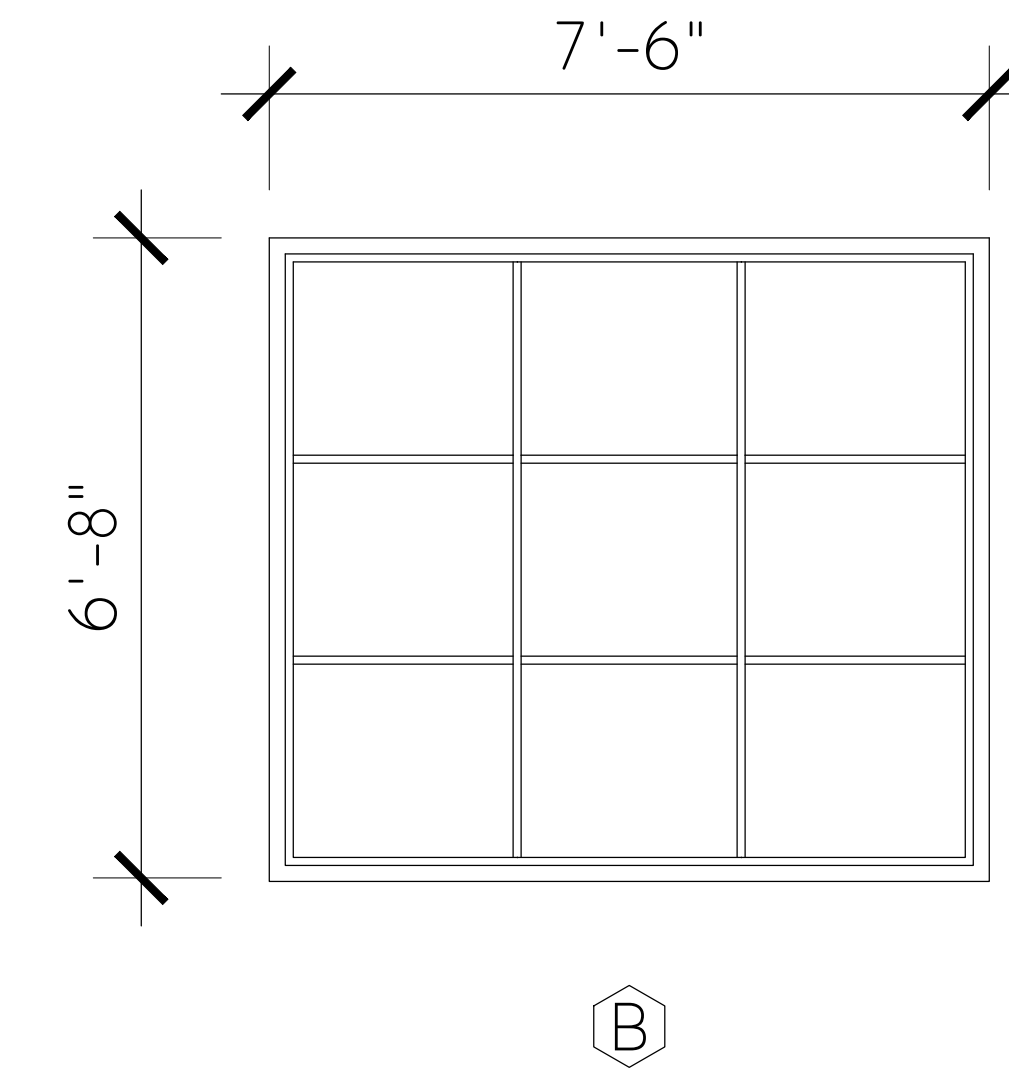

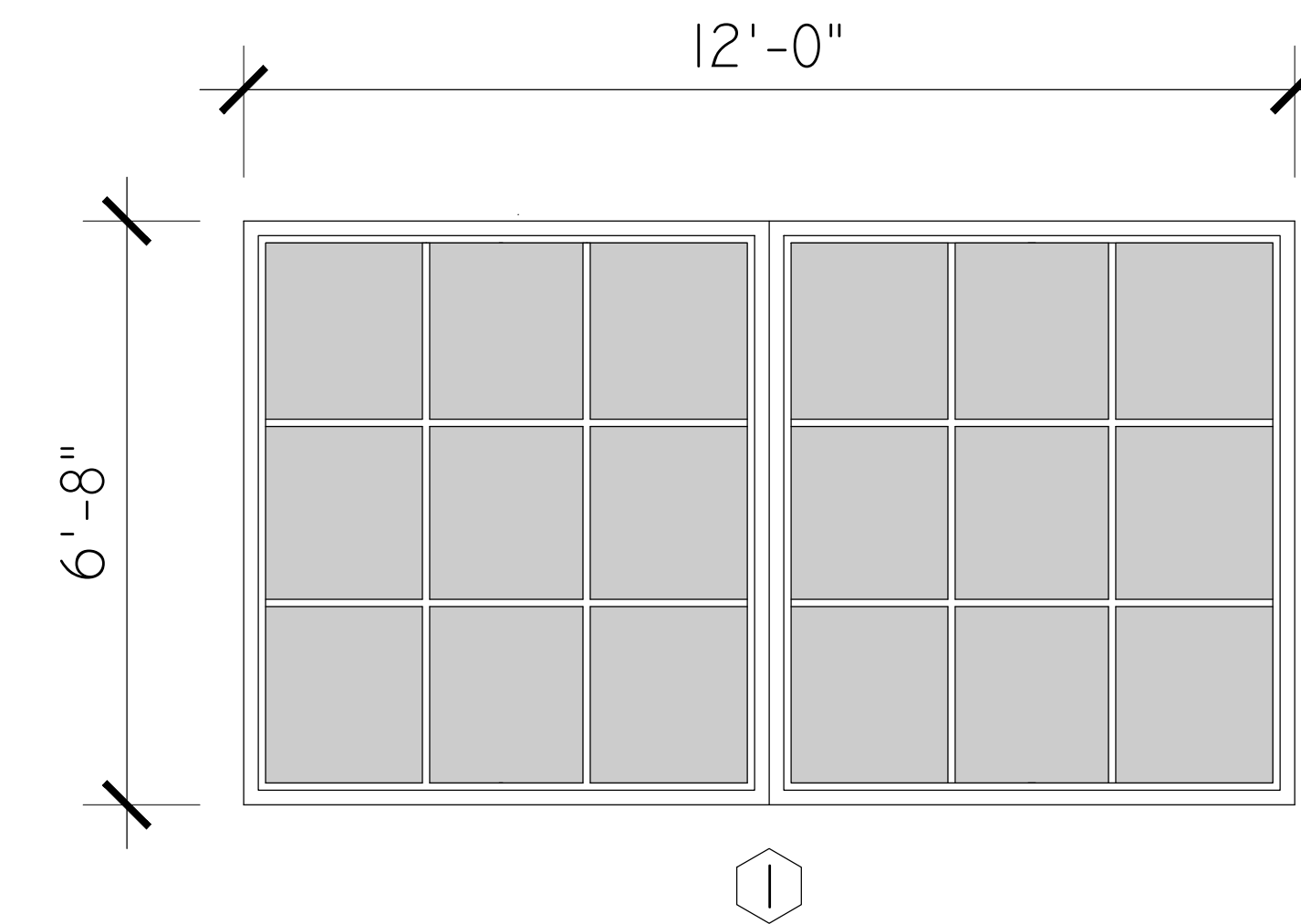
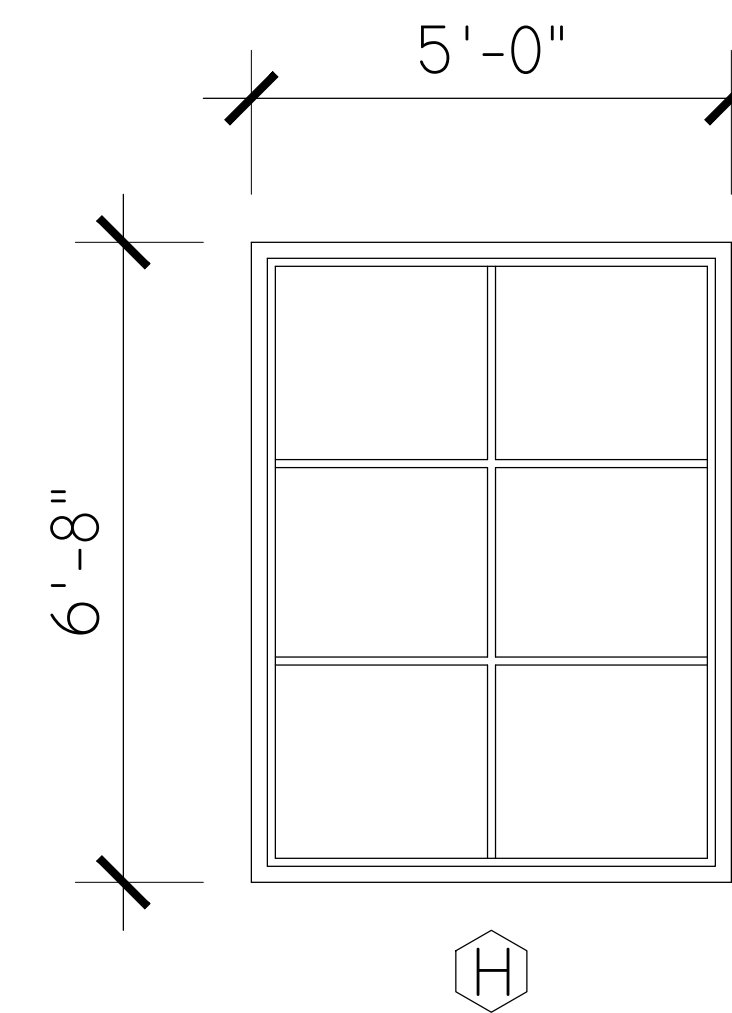
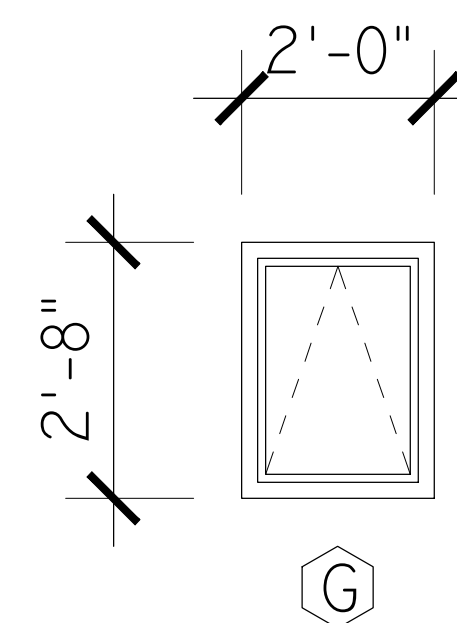
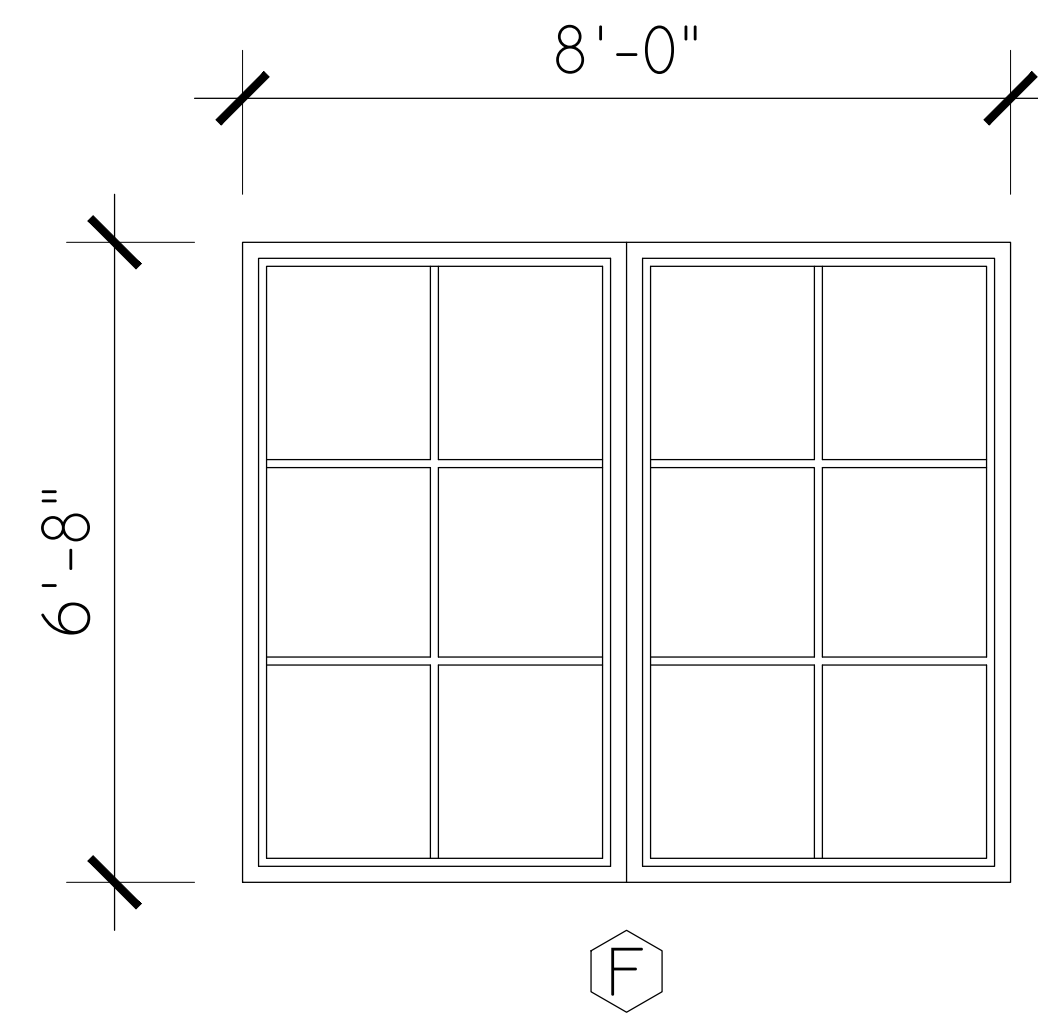
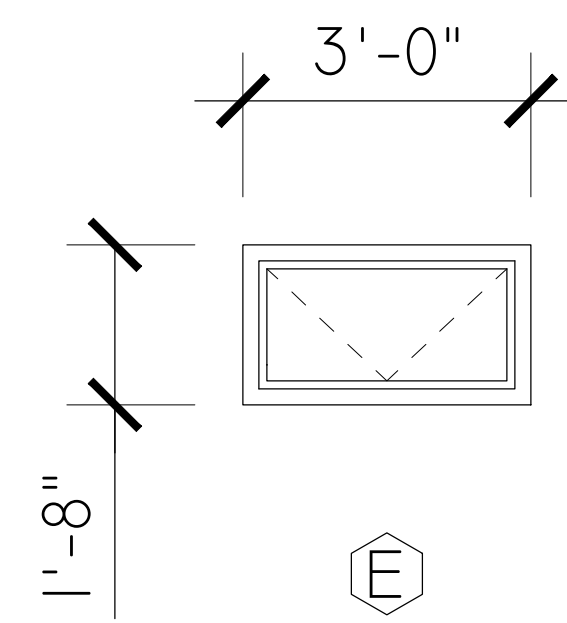
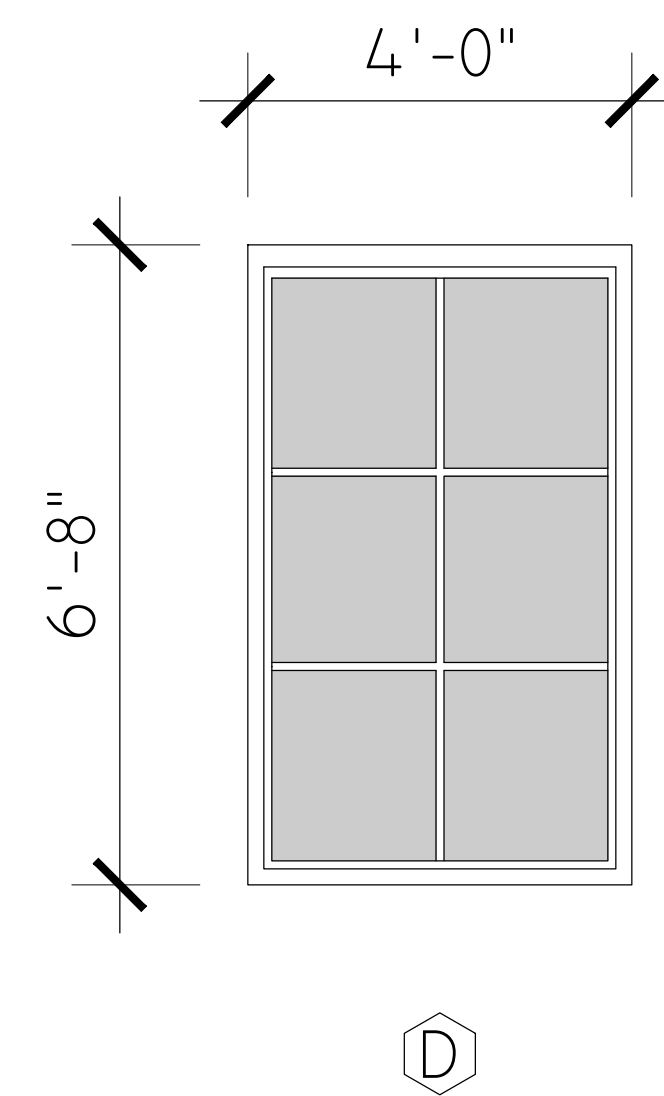
REV.	DESCRIPTION	DATE

THESE DRAWINGS, SPECIFICATIONS, DETAILS, DESIGN, AND FINISH ARRANGEMENTS REPRESENTED HEREIN ARE THE PROPERTY OF COVAR DESIGNS, INC. NO PART OF THIS DOCUMENTATION SHALL BE COPIED, REPRODUCED, ADAPTED, MODIFIED, DISTRIBUTED, SOLD, PUBLISHED OR USED WITHOUT THE WRITTEN CONSENT AND APPROPRIATE COMPENSATION TO COVAR DESIGNS, INC. VISUAL CONTACT WITH THESE DESIGN DRAWINGS AND DOCUMENTATION SHALL CONSTITUTE CONCLUSIVE EVIDENCE OF ACCEPTANCE OF THESE LIMITATIONS AND RESTRICTIONS. ON-SITE VERIFICATION OF ALL DIMENSIONS, EXISTING AND NEW CONDITIONS, CONNECTIONS AND FINISHES SHALL BE THE RESPONSIBILITY OF THE CONTRACTOR. COVAR DESIGNS, INC. SHALL NOT BE RESPONSIBLE FOR ANY ERRORS OR OMISSIONS IN THESE DRAWINGS. ALL DIMENSIONS TO BE PROVIDED TO THE CONTRACTOR WITHIN 14 DAYS OF THE DATE OF THE DRAWING. ALL DIMENSIONS TO BE PROVIDED TO THE CONTRACTOR WITHIN 14 DAYS OF THE DATE OF THE DRAWING.

GENERAL NOTES:

REFER TO SHEET G002 & G003

COUNT	MARK	WIDTH	HEIGHT	TYPE	MATERIAL	GLAZING	TEMP.	RATING	COMMENTS
1	1	8'-0"	11'-0"	PIVOT	ALUMINUM	SINGLE	YES		
1	2	20'-0"	6'-8"	POCKET	ALUMINUM	DUAL	YES		
1	3	12'-0"	6'-8"	POCKET	ALUMINUM	DUAL	YES		
1	4	15'-0"	7'-0"	CANOPY	WOOD				UL-325
1	5	3'-0"	6'-8"	S.C.	WOOD			20 MIN. RATED	SELF CLOSING & SELF LATCHING
8	6	2'-8"	6'-8"	H.C.	WOOD				
4	7	3'-0"	6'-8"	H.C.	WOOD				
1	8	3'-0"	6'-8"	GLASS	ALUMINUM	DUAL	YES		
1	9	10'-0"	6'-8"	POCKET	ALUMINUM	DUAL	YES		
1	10	9'-0"	6'-8"	SLIDER	ALUMINUM	DUAL	YES		
3	11	10'-0"	6'-8"	SLIDER	ALUMINUM	DUAL	YES		



REV.	DESCRIPTION	DATE

SHEET:


A602

PROJECT # CDI9007

PROJECT FOR:
THE O PROJECT, INC.
PROJECT DESCRIPTION:
REMODEL AND ADDITION TO (E) ONE STORY S.F.D.
CONVERT (E) CRAWLSPACE INTO (N) A.D.U.
PROJECT ADDRESS:
8458 HAROLD WAY LOS ANGELES, CA 90069

PRINT DATE
7/29/2021

COVAR
DESIGNS

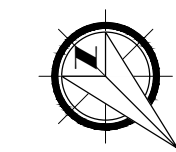
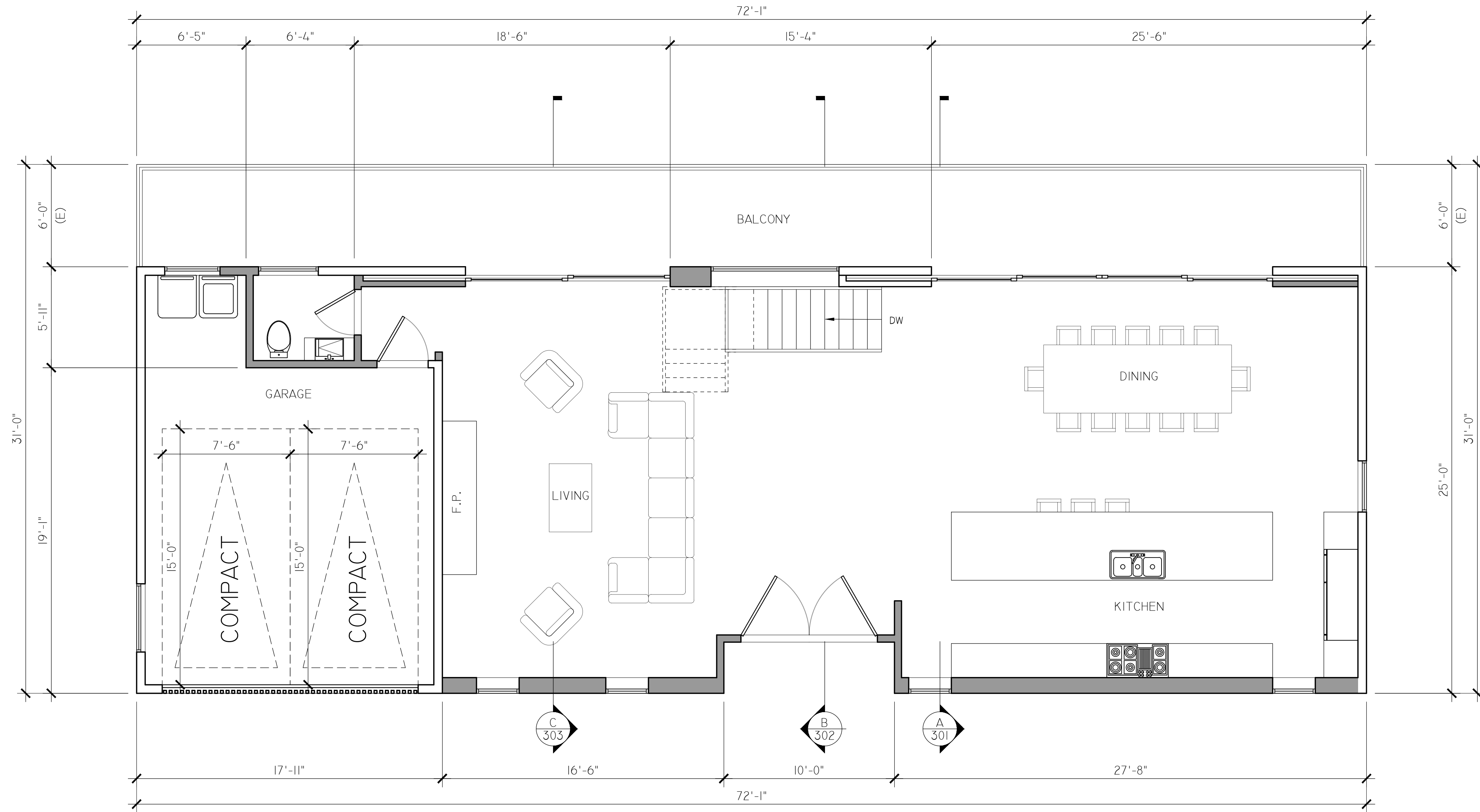


MAILING ADDRESS:
1340 E 6TH ST., SUITE 508 LOS ANGELES, CA 90005
PHONE: 213-394-9763
EMAIL: INFO@COVARDESIGNS.COM

THESE DRAWINGS, SPECIFICATIONS, DETAILS AND FINAL ARRANGEMENTS REPRESENTED HERE WITHIN ARE AND SHALL REMAIN THE PROPERTY OF COVAR DESIGNS, INC. NO PART OF THIS DOCUMENTATION SHALL BE COPIED, REPRODUCED, ADAPTED, MODIFIED, DISTRIBUTED, SOLD, PUBLISHED OR USED WITHOUT THE WRITTEN CONSENT AND APPROPRIATE COMPENSATION TO COVAR DESIGNS, INC. VISUAL CONTACT WITH THESE DESIGN DRAWINGS AND DOCUMENTATION SHALL CONSTITUTE CONCLUSIVE EVIDENCE OF ACCEPTANCE OF THESE LIMITATIONS AND RESTRICTIONS IN SITE VERIFICATION OF ALL DIMENSIONS, EXISTING AND NEW CONDITIONS, CONNECTIONS AND INTERFACES OF THE PROPOSED CONSTRUCTION SHALL BE THE RESPONSIBILITY OF THE CONTRACTOR. COVAR DESIGNS, INC. SHALL NOT BE RESPONSIBLE FOR ANY ERRORS OR OMISSIONS THAT MAY OCCUR OR FOR ANY DAMAGE TO PERSONS OR PROPERTY THAT MAY BE CAUSED BY THE CONTRACTOR'S FAILURE TO COMPLY WITH THE REQUIREMENTS OF THESE DRAWINGS AND DOCUMENTATION. ALL PROVISIONS TO BE PROVIDED TO THE CONTRACTOR WITHIN THE CONTRACT DOCUMENTS.


GENERAL NOTES:

REFER TO SHEET G002 & G003



2ND FLOOR PLAN
SCALE: 1/4" = 1'-0"

COVAR
DESIGNS



MAILING ADDRESS:
3580 WILSHIRE BLVD SUITE 900 LOS ANGELES, CA 90010
PHONE: 213-594-9763
EMAIL: INFO@COVARDESIGNS.COM

PROJECT # CD19007

PROJECT FOR:
THE O PROJECT, INC.
PROJECT DESCRIPTION:
SECOND STORY ADDITION, BASEMENT ADDITION AND
MAJOR REMODEL TO (E) S.F.D. WITH (N) A.D.U.
PROJECT ADDRESS:
8458 HAROLD WAY LOS ANGELES, CA 90069

PRINT DATE
6/30/2021


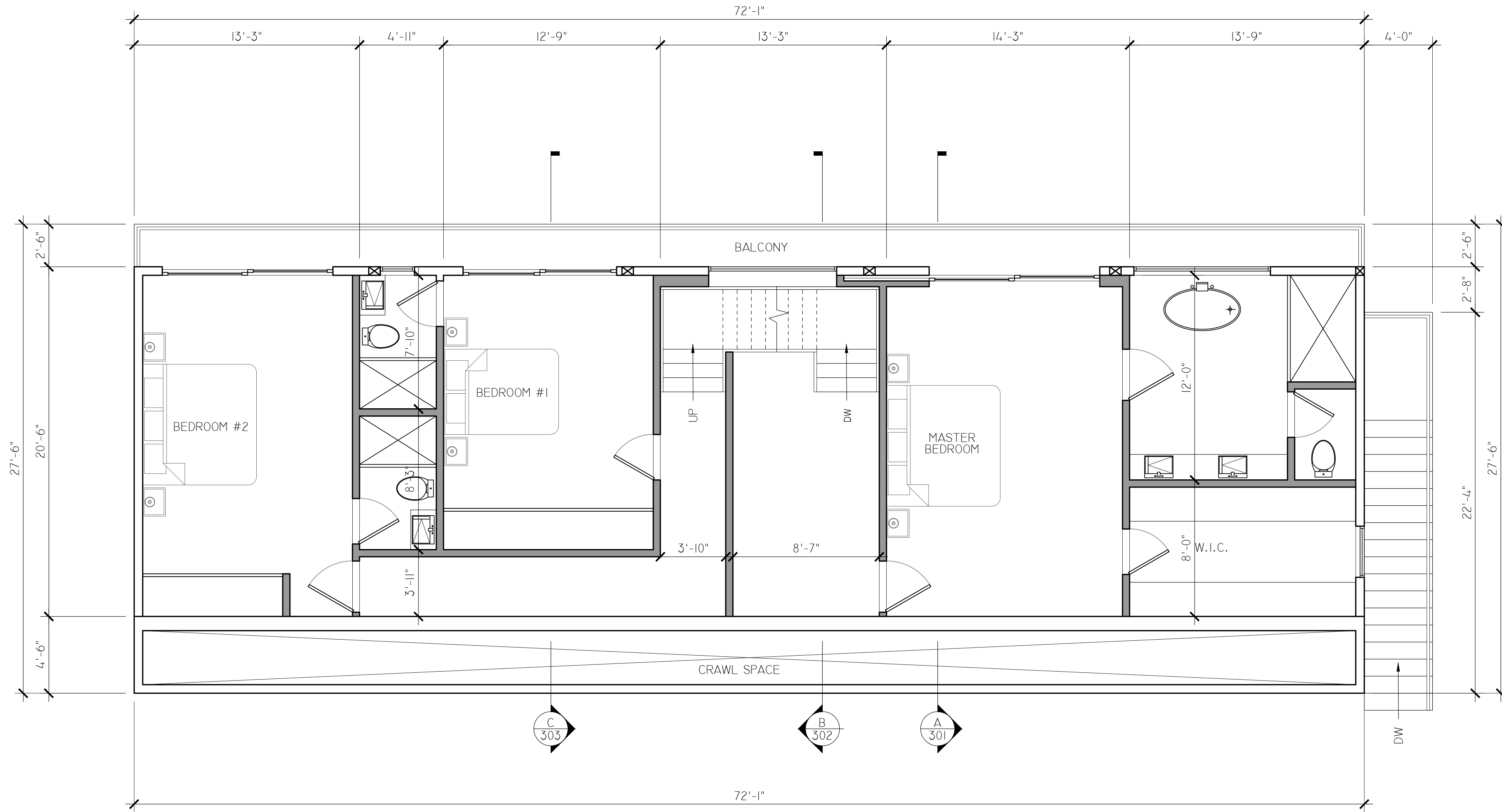
REV.	DESCRIPTION	DATE

SHEET:
A103

THESE DRAWINGS, SPECIFICATIONS, DETAILS, DESIGNS, DETAILS AND FINAL ARRANGEMENTS REPRESENTED HERE WITHIN ARE AND SHALL REMAIN THE PROPERTY OF COVAR DESIGNS, INC. NO PART OF THIS DOCUMENTATION SHALL BE COPIED, REPRODUCED, ADAPTED, MISUSED, DISTRIBUTED, SOLD, PUBLISHED OR USED WITHOUT THE WRITTEN CONSENT AND APPROPRIATE COMPENSATION TO COVAR DESIGNS, INC. VISUAL CONTACT WITH THESE DESIGN DRAWINGS AND DOCUMENTATION SHALL CONSTITUTE CONCLUSIVE EVIDENCE OF ACCEPTANCE OF THESE LIMITATIONS AND RESTRICTIONS IN SITE VERIFICATION OF ALL DIMENSIONS, EXISTING AND NEW CONDITIONS, CONNECTIONS AND INTERFACES OF THE PROPOSED CONSTRUCTION SHALL BE THE RESPONSIBILITY OF THE CONTRACTOR. COVAR DESIGNS, INC. SHALL NOT BE RESPONSIBLE FOR ANY ERRORS OR OMISSIONS THAT MAY OCCUR OR BE CAUSED BY ANY OTHER PARTY. ALL DIMENSIONS TO BE PROVIDED TO THE CONTRACTOR WITHIN 48 HOURS OF THE DATE OF THE DRAWING. ALL DIMENSIONS TO BE PROVIDED TO THE CONTRACTOR WITHIN 48 HOURS OF THE DATE OF THE DRAWING.


GENERAL NOTES:

REFER TO SHEET G002 & G003



IST FLOOR PLAN
SCALE: 1/4" = 1'-0"

COVAR
DESIGNS



MAILING ADDRESS:
3580 WILSHIRE BLVD SUITE 900 LOS ANGELES, CA 90010
PHONE: 213-594-9763
EMAIL: INFO@COVARDESIGNS.COM

PROJECT # CD19007

PROJECT FOR:
THE O PROJECT, INC.
PROJECT DESCRIPTION:
SECOND STORY ADDITION, BASEMENT ADDITION AND
MAJOR REMODEL TO (E) S.F.D. WITH (N) A.D.U.
PROJECT ADDRESS:
8458 HAROLD WAY LOS ANGELES, CA 90069

PRINT DATE
6/30/2021

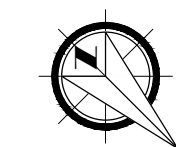
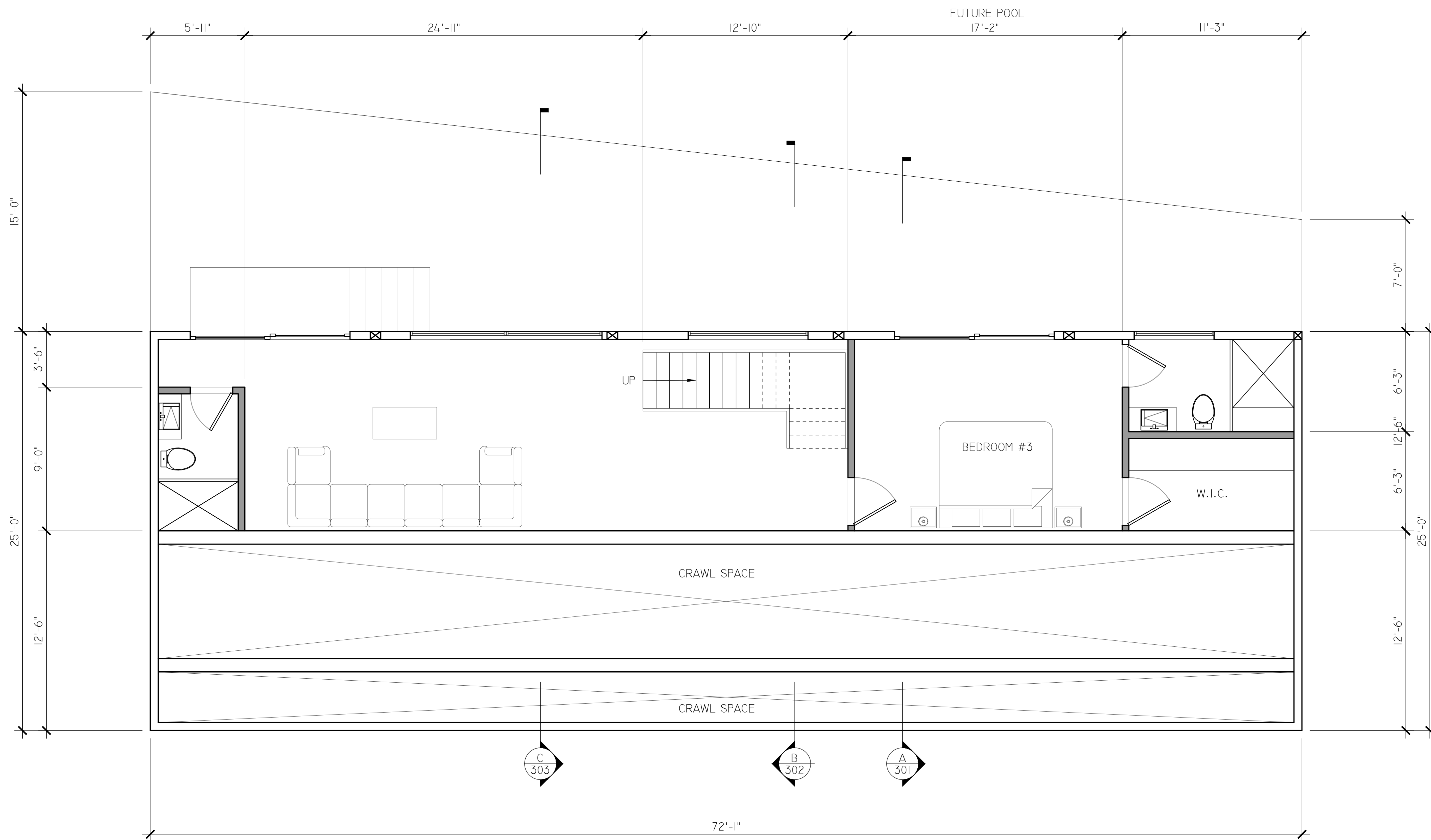
REV.	DESCRIPTION	DATE

SHEET:
A104

THESE DRAWINGS, SPECIFICATIONS, DETAILS AND FINAL ARRANGEMENTS REPRESENTED HERE WITHIN ARE AND SHALL REMAIN THE PROPERTY OF COVAR DESIGN INC. NO PART OF THIS DOCUMENTATION SHALL BE COPIED, REPRODUCED, ADAPTED, MODIFIED, DISTRIBUTED, SOLD, PUBLISHED OR USED WITHOUT THE WRITTEN CONSENT AND APPROPRIATE COMPENSATION TO COVAR DESIGN INC. VISUAL CONTACT WITH THESE DESIGN DRAWINGS AND DOCUMENTATION SHALL CONSTITUTE CONCLUSIVE EVIDENCE OF ACCEPTANCE OF THESE LIMITATIONS AND RESTRICTIONS IN SITE VERIFICATION OF ALL DIMENSIONS, EXISTING AND NEW CONDITIONS, CONNECTIONS AND INTERFERENCES OF THE PROPOSED ACTIONS SHALL BE THE RESPONSIBILITY OF THE CONTRACTOR. COVAR DESIGN INC. SHALL NOT BE RESPONSIBLE FOR ANY ERRORS OR OMISSIONS IN THESE DRAWINGS AND DOCUMENTATION. ALL DIMENSIONS TO BE PROVIDED TO THE CONTRACTOR WITHIN 48 HOURS OF THE DATE OF THE DRAWING. CONTRACTOR SHALL BE RESPONSIBLE FOR VERIFYING ALL DIMENSIONS AND CONDITIONS OF THE EXISTING STRUCTURE AND UTILITIES PRIOR TO COMMENCEMENT OF WORK.

GENERAL NOTES:

REFER TO SHEET G002 & G003



BASEMENT FLOOR PLAN
SCALE: 1/4" = 1'-0"

REV.	DESCRIPTION	DATE


SHEET:

A105

PROJECT # CD19007

PROJECT FOR:
THE O PROJECT, INC.
PROJECT DESCRIPTION:
SECOND STORY ADDITION, BASEMENT ADDITION AND
MAJOR REMODEL TO (E) S.F.D. WITH (N) A.D.U.
PROJECT ADDRESS:
8458 HAROLD WAY LOS ANGELES, CA 90069

PRINT DATE
6/30/2021

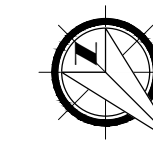
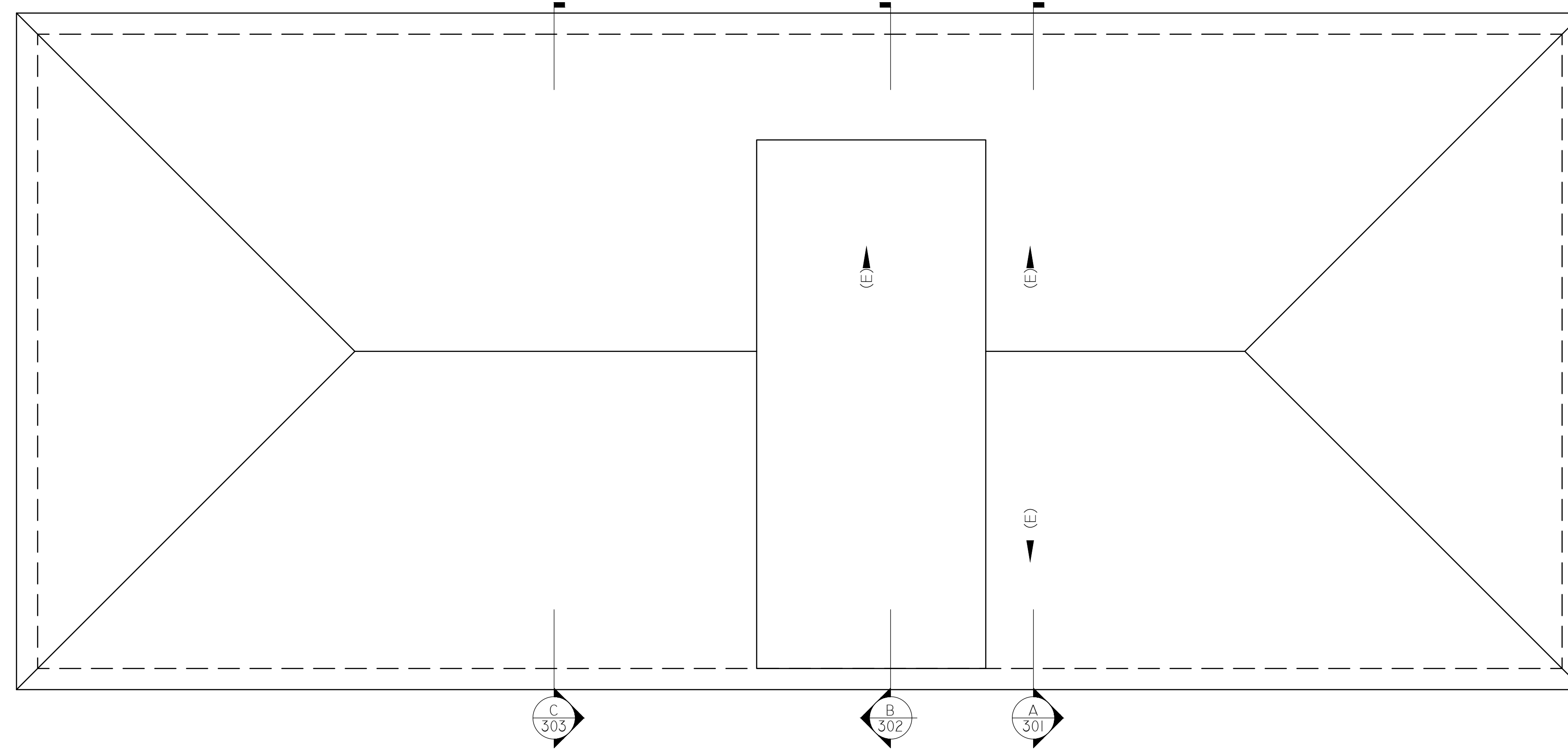


**COVAR
DESIGNS**
MAILING ADDRESS:
3580 WILSHIRE BLVD SUITE 900 LOS ANGELES, CA 90010
PHONE: 213-594-9763
EMAIL: INFO@COVARDESIGNS.COM

THESE DRAWINGS, SPECIFICATIONS, DETAILS, DESIGN, DETAILS AND FINAL ARRANGEMENTS REPRESENTED HERE WITHIN ARE AND SHALL REMAIN THE PROPERTY OF COVAR DESIGNS, INC. NO PART OF THIS DOCUMENTATION SHALL BE COPIED, REPRODUCED, ADAPTED, MISUSED, DISTRIBUTED, SOLD, PUBLISHED OR USED WITHOUT THE WRITTEN CONSENT AND APPROPRIATE COMPENSATION TO COVAR DESIGNS, INC. VISUAL CONTACT WITH THESE DESIGN DRAWINGS AND DOCUMENTATION SHALL CONSTITUTE CONCLUSIVE EVIDENCE OF ACCEPTANCE OF THESE LIMITATIONS AND RESTRICTIONS. IN-SITE VERIFICATION OF ALL DIMENSIONS, EXISTING AND NEW CONDITIONS, CONNECTIONS AND DETAILS SHALL BE THE RESPONSIBILITY OF THE CONTRACTOR. COVAR DESIGNS, INC. SHALL NOT BE RESPONSIBLE FOR ANY ERRORS OR OMISSIONS. THE CONTRACTOR SHALL BE RESPONSIBLE FOR OBTAINING ALL NECESSARY PERMITS AND APPROVALS FROM ALL APPLICABLE AGENCIES. ALL DIMENSIONS TO BE PROVIDED TO THE CONTRACTOR WITHIN 14 DAYS OF THE DATE OF THE CONTRACT SIGNATURE.

GENERAL NOTES:

REFER TO SHEET G002 & G003



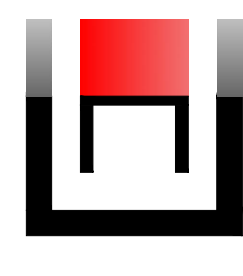
ROOF PLAN
SCALE: 1/4" = 1'-0"

REV.	DESCRIPTION	DATE

SHEET: **A106**

PROJECT FOR:
THE O PROJECT, INC.
PROJECT DESCRIPTION:
SECOND STORY ADDITION, BASEMENT ADDITION AND MAJOR REMODEL TO (E) S.F.D. WITH (N) A.D.U.
PROJECT ADDRESS:
8458 HAROLD WAY LOS ANGELES, CA 90069

PROJECT # CD19007



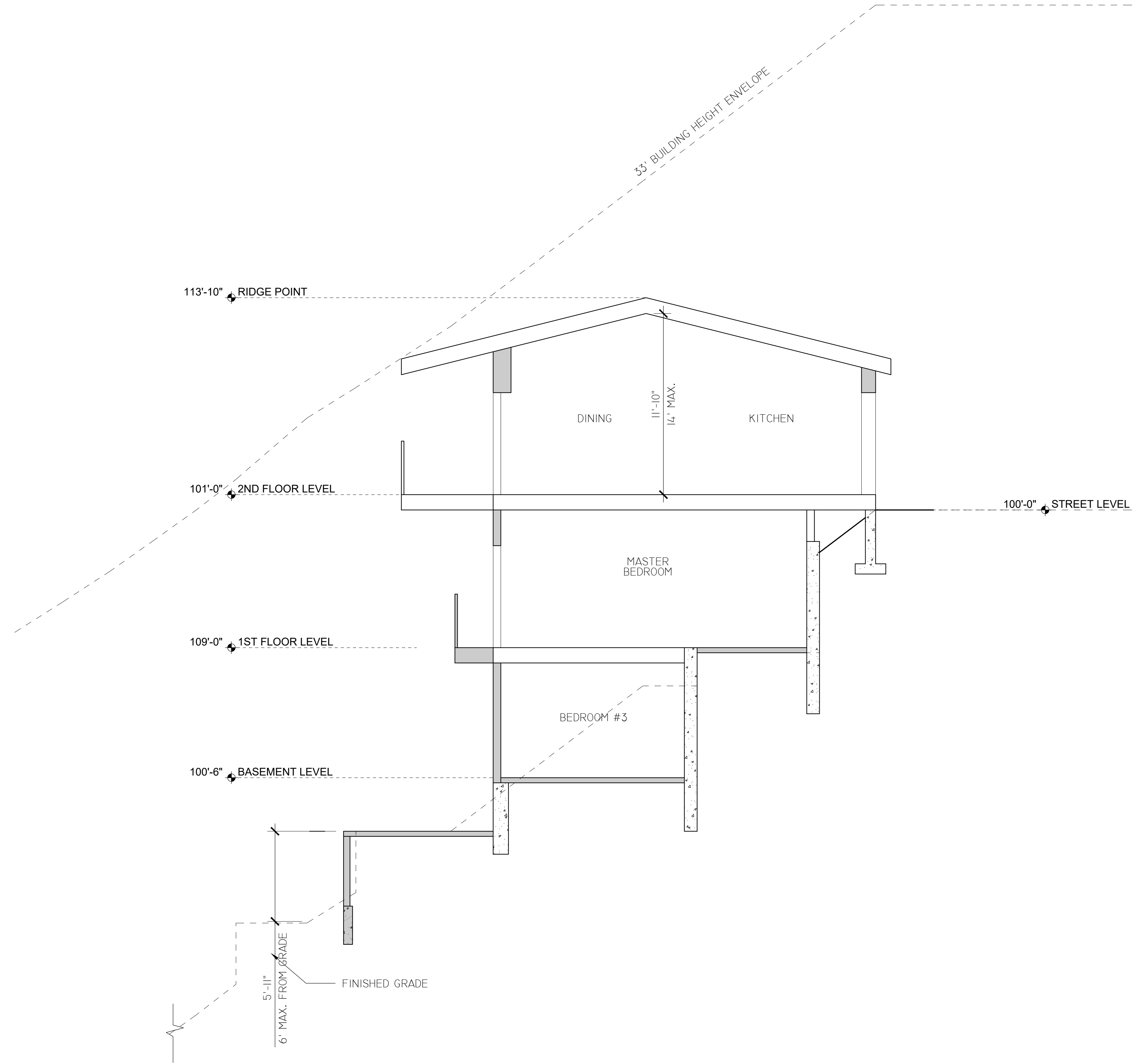
**COVAR
DESIGNS**

MAILING ADDRESS:
3580 WILSHIRE BLVD SUITE 900 LOS ANGELES, CA 90010
PHONE: 213-594-9763
EMAIL: INFO@COVARDESIGNS.COM

THESE DRAWINGS, SPECIFICATIONS, DETAILS, DESIGN, DETAILS AND FINAL ARRANGEMENTS REPRESENTED HERE WITHIN ARE AND SHALL REMAIN THE PROPERTY OF COVAR DESIGNS, INC. NO PART OF THIS DOCUMENTATION SHALL BE COPIED, REPRODUCED, ADAPTED, MODIFIED, DISTRIBUTED, SOLD, PUBLISHED OR USED WITHOUT THE WRITTEN CONSENT AND APPROPRIATE COMPENSATION TO COVAR DESIGNS, INC. VISUAL CONTACT WITH THESE DESIGN DRAWINGS AND DOCUMENTATION SHALL CONSTITUTE CONCLUSIVE EVIDENCE OF ACCEPTANCE OF THESE LIMITATIONS AND RESTRICTIONS IN SITE VERIFICATION OF ALL DIMENSIONS, EXISTING AND NEW CONDITIONS, CONNECTIONS AND INTERFACES OF THE PROPOSED ACTIONS SHALL BE THE RESPONSIBILITY OF THE CONTRACTOR. COVAR DESIGNS, INC. SHALL NOT BE RESPONSIBLE FOR ANY ERRORS OR OMISSIONS THAT MAY OCCUR IN THE WORK. ALL DRAWINGS TO BE PROVIDED TO THE ARCHITECT WITHIN 10 BUSINESS DAYS OF THE DATE OF THE CONTRACT.


GENERAL NOTES:

REFER TO SHEET G002 & G003



CROSS SECTION
SCALE: 1/4" = 1'-0"

**COVAR
DESIGNS**



MAILING ADDRESS:
3580 WILSHIRE BLVD SUITE 900 LOS ANGELES, CA 90010
PHONE: 213-594-9763
EMAIL: INFO@COVARDESIGNS.COM

PROJECT # CD19007

PROJECT FOR:
THE O PROJECT, INC.
PROJECT DESCRIPTION:
SECOND STORY ADDITION, BASEMENT ADDITION AND
MAJOR REMODEL TO (E) S.F.D. WITH (N) A.D.U.
PROJECT ADDRESS:
8458 HAROLD WAY LOS ANGELES, CA 90069

PRINT DATE
6/30/2021

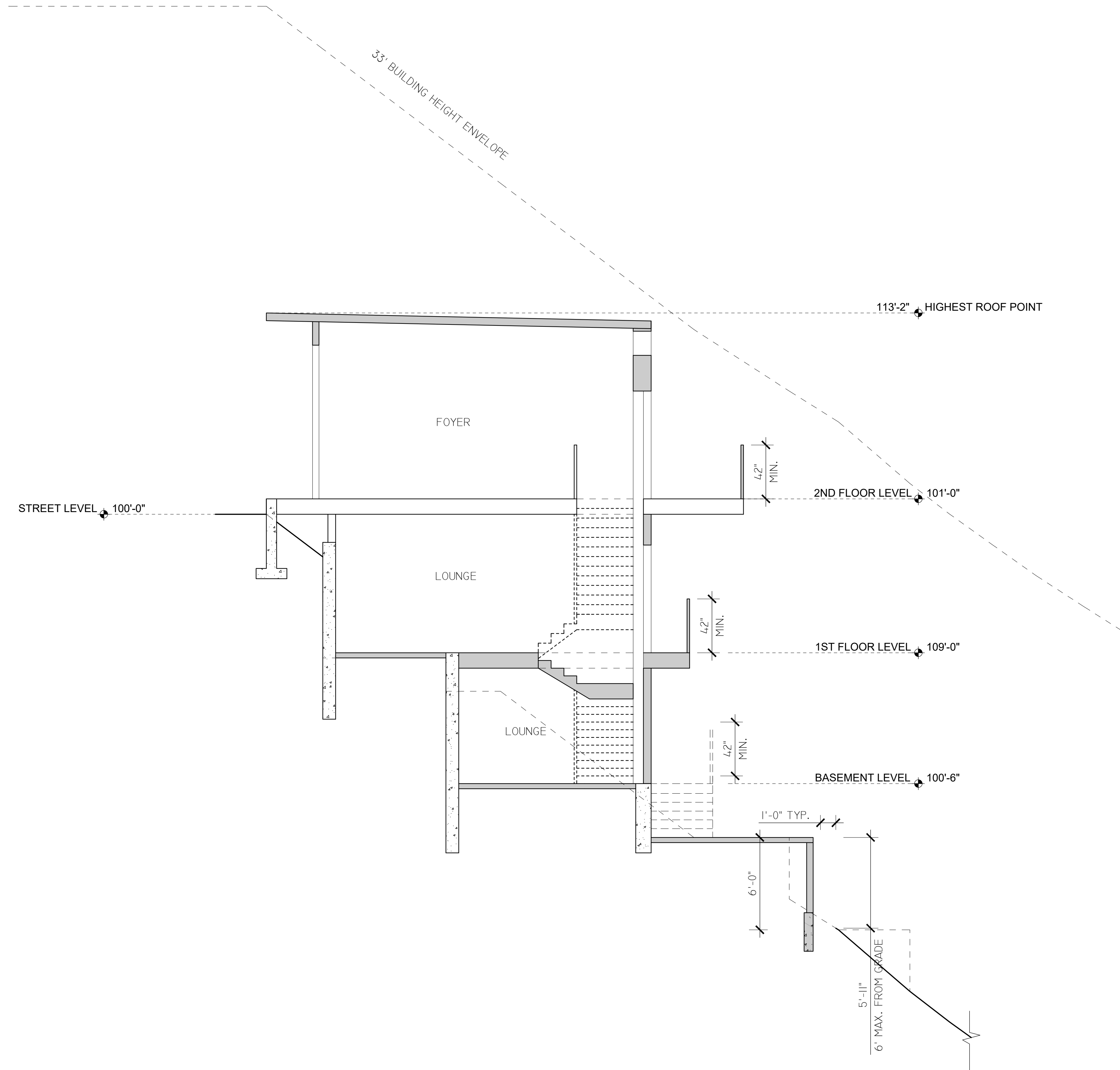
REV.	DESCRIPTION	DATE

SHEET:
A301

THESE DRAWINGS, SPECIFICATIONS, DETAILS, DESIGN, DETAILS AND FINAL ARRANGEMENTS REPRESENTED HERE WITHIN ARE AND SHALL REMAIN THE PROPERTY OF COVAR DESIGNS, INC. NO PART OF THIS DOCUMENTATION SHALL BE COPIED, REPRODUCED, ADAPTED, MISUSED, DISTRIBUTED, SOLD, PUBLISHED OR USED WITHOUT THE WRITTEN CONSENT AND APPROPRIATE COMPENSATION TO COVAR DESIGNS, INC. VISUAL CONTACT WITH THESE DESIGN DRAWINGS AND DOCUMENTATION SHALL CONSTITUTE CONCLUSIVE EVIDENCE OF ACCEPTANCE OF THESE LIMITATIONS AND RESTRICTIONS IN SITE VERIFICATION OF ALL DIMENSIONS, EXISTING AND NEW CONDITIONS, CONNECTIONS AND INTERFERENCES OF THE PROPOSED WORK SHALL BE THE RESPONSIBILITY OF THE CONTRACTOR. COVAR DESIGNS, INC. SHALL NOT BE RESPONSIBLE FOR ANY ERRORS OR OMISSIONS IN THESE DRAWINGS AND DOCUMENTATION. ALL RIGHTS ARE RESERVED TO COVAR DESIGNS, INC. WITHOUT LIMITATION TO THE EXTENT OF THIS STATEMENT.

GENERAL NOTES:

REFER TO SHEET G002 & G003



(B)

CROSS SECTION
SCALE: 1/4" = 1'-0"

COVER DESIGNS

MAILING ADDRESS:
3580 WILSHIRE BLVD SUITE 900 LOS ANGELES, CA 90010
PHONE: 213-594-9763
EMAIL: INFO@COVERDESIGNS.COM

PROJECT # CD19007

PROJECT FOR:
THE O PROJECT, INC.

PROJECT DESCRIPTION:
SECOND STORY ADDITION, BASEMENT ADDITION AND MAJOR REMODEL TO (E) S.F.D. WITH (N) A.D.U.

PROJECT ADDRESS:
8458 HAROLD WAY LOS ANGELES, CA 90069

PRINT DATE
6/30/2021

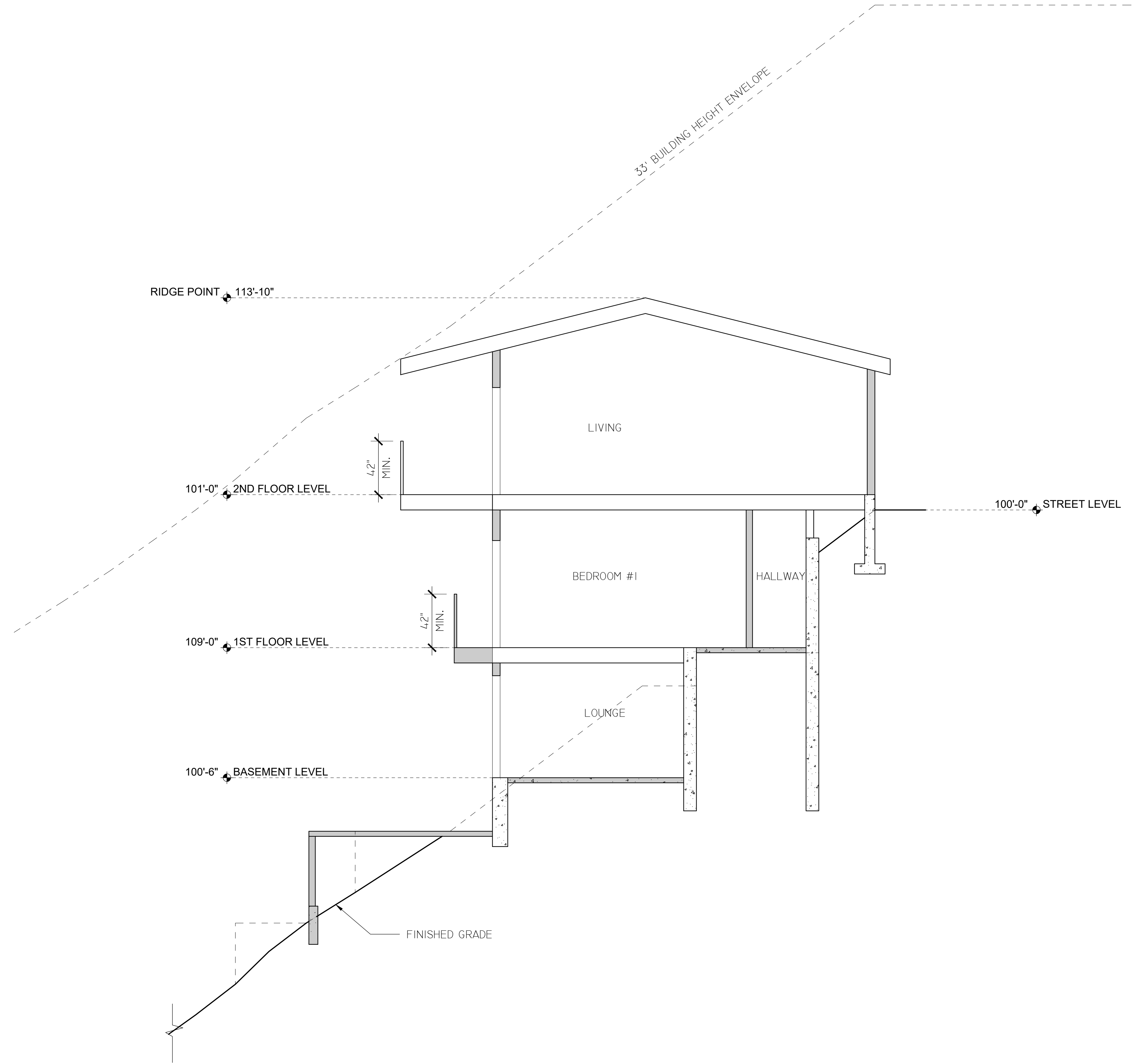
REV.	DESCRIPTION	DATE

SHEET:
A302

THESE DRAWINGS, SPECIFICATIONS, DETAILS, DESIGN, DETAILS AND FINAL ARRANGEMENTS REPRESENTED HERE WITHIN ARE AND SHALL REMAIN THE PROPERTY OF COVER DESIGNS, INC. NO PART OF THIS DOCUMENTATION SHALL BE COPIED, REPRODUCED, ADAPTED, MODIFIED, DISTRIBUTED, SOLD, PUBLISHED OR USED WITHOUT THE WRITTEN CONSENT AND APPROPRIATE COMPENSATION TO COVER DESIGNS, INC. VISUAL CONTACT WITH THESE DESIGN DRAWINGS AND DOCUMENTATION SHALL CONSTITUTE CONCLUSIVE EVIDENCE OF ACCEPTANCE OF THESE LIMITATIONS AND RESTRICTIONS. IN SITE VERIFICATION OF ALL DIMENSIONS, EXISTING AND NEW CONDITIONS, CONDITIONS AND THE RESULTS OF THE VISUAL CONTACT SHALL BE THE RESPONSIBILITY OF THE CONTRACTOR. COVER DESIGNS, INC. SHALL NOT BE RESPONSIBLE FOR ANY ERRORS OR OMISSIONS IN THESE DRAWINGS AND DOCUMENTATION. ALL DRAWINGS TO BE PROVIDED TO THE ARCHITECT WITHIN THE SCOPE OF THE CONTRACT.

GENERAL NOTES:


REFER TO SHEET G002 & G003



©

CROSS SECTION
SCALE: 1/4" = 1'-0"

**COVAR
DESIGNS**



MAILING ADDRESS:
3580 WILSHIRE BLVD SUITE 900 LOS ANGELES, CA 90010
PHONE: 213-594-9763
EMAIL: INFO@COVARDESIGNS.COM

PROJECT # CD19007

PROJECT FOR:
THE O PROJECT, INC.
PROJECT DESCRIPTION:
SECOND STORY ADDITION, BASEMENT ADDITION AND
MAJOR REMODEL TO (E) S.F.D. WITH (N) A.D.U.
PROJECT ADDRESS:
8458 HAROLD WAY LOS ANGELES, CA 90069

PRINT DATE
6/30/2021

REV.	DESCRIPTION	DATE

SHEET:
A303


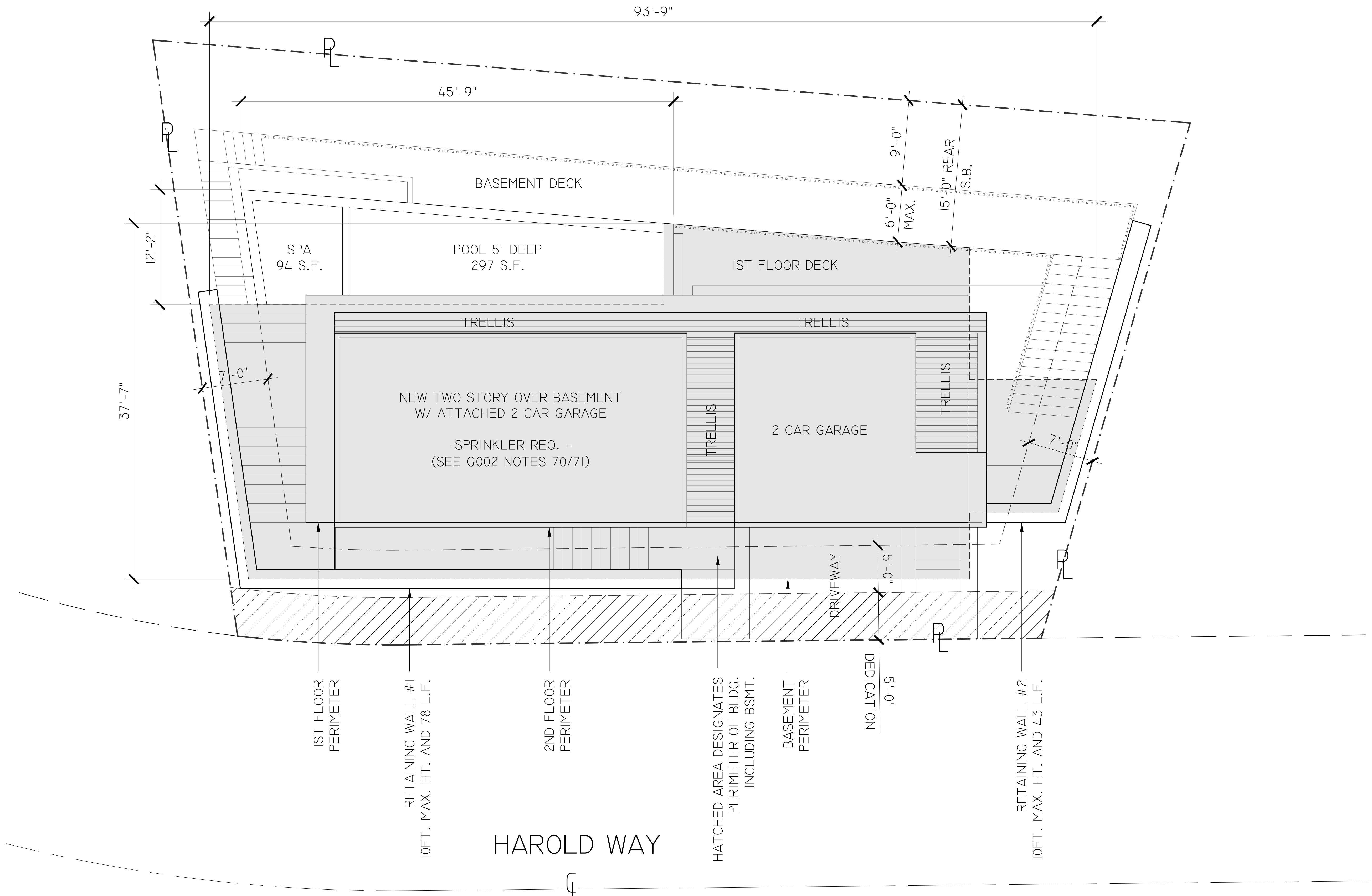
THESE DRAWINGS, SPECIFICATIONS, DETAILS, DESIGN, DETAILS AND FINAL ARRANGEMENTS REPRESENTED HERE WITHIN ARE AND SHALL REMAIN THE PROPERTY OF COVAR DESIGNS, INC. NO PART OF THIS DOCUMENTATION SHALL BE COPIED, REPRODUCED, ADAPTED, MISUSED, DISTRIBUTED, SOLD, PUBLISHED OR USED WITHOUT THE WRITTEN CONSENT AND APPROPRIATE COMPENSATION TO COVAR DESIGNS, INC. VISUAL CONTACT WITH THESE DESIGN DRAWINGS AND DOCUMENTATION SHALL CONSTITUTE CONCLUSIVE EVIDENCE OF ACCEPTANCE OF THESE LIMITATIONS AND RESTRICTIONS. IN-SITE VERIFICATION OF ALL DIMENSIONS, EXISTING AND NEW CONDITIONS, CONNECTIONS AND INTERFACES OF THE PROPOSED CONSTRUCTION SHALL BE THE RESPONSIBILITY OF THE CONTRACTOR. COVAR DESIGNS, INC. SHALL NOT BE RESPONSIBLE FOR ANY ERRORS OR OMISSIONS THAT MAY OCCUR DURING THE CONSTRUCTION OF THE PROJECT. ALL DRAWINGS TO BE PROVIDED TO THE CONTRACTOR WITHIN 10 BUSINESS DAYS OF THE DATE OF THE DRAWING. ALL DRAWINGS TO BE PROVIDED TO THE CONTRACTOR WITHIN 10 BUSINESS DAYS OF THE DATE OF THE DRAWING.

GENERAL NOTES:

REFER TO SHEET G002

KEYNOTES:

- ⬡ ALL EXTERIOR DOORS SHALL BE ALARMED PER SWIMMING POOL NOTES ON G002
- ⬡ POOL ENCLOSURE FENCE AND GATE. MIN. 5' HT. PER SWIMMING POOL NOTES ON G002
- ⬡ DECK SHALL NOT ENCROACH MORE THAN 6" INTO REAR YARD



PROPOSED SITE PLAN
SCALE: 3/16" = 1'-0"

COVER DESIGNS

MAILING ADDRESS:
3183 WILSHIRE BLVD #196 D16 LOS ANGELES, CA 90010
PHONE: 213-394-9763
EMAIL: INFO@COVERDESIGNS.COM

PROJECT # CD19007

PROJECT FOR:
THE O PROJECT, INC.

PROJECT DESCRIPTION:
NEW TWO STORY OVER BASEMENT SINGLE FAMILY DWELLING W/ ATTACHED GARAGE, POOL AND DECKS

PROJECT ADDRESS:
8458 HAROLD WAY., LOS ANGELES, CA 90069

PRINT DATE
8/9/2019

REV.	DESCRIPTION	DATE

SHEET:
A101

THESE DRAWINGS, SPECIFICATIONS, IDEAS, DETAILS AND FINAL ARRANGEMENTS REPRESENTED HERE WITH IN ARE THE PROPERTY OF COVER DESIGNS INC. NO PART OF THIS DOCUMENTATION SHALL BE COPIED, REPRODUCED, ADAPTED, MODIFIED, DISTRIBUTED, SOLD, PUBLISHED OR USED WITHOUT THE WRITTEN CONSENT AND APPROPRIATE COMPENSATION TO COVER DESIGNS INC. VISUAL CONTRACT WITH THESE DESIGNS. DRAWINGS AND DOCUMENTATION SHALL CONSTITUTE CONCLUSIVE EVIDENCE OF ACCEPTANCE OF THESE LIMITATIONS AND RESTRICTIONS. ON-SITE VERIFICATION OF ALL DIMENSIONS, EXISTING AND NEW CONDITIONS, CONNECTIONS AND OTHER ASPECTS OF THE CONSTRUCTION SHALL BE THE RESPONSIBILITY OF THE CONTRACTOR. USER/CONTRACTOR, OR ANYONE UNDER THE SUPERVISION OF THE CONTRACTOR, SHALL BE RESPONSIBLE FOR OBTAINING ALL NECESSARY PERMITS, PREPARED TERMS, AND OBTAINING ANY PART OF THE WORK. ALL PROVISIONS TO BE PROVIDED TO THE LESSEE/OWNER PRIOR TO COMMENCEMENT OF CONSTRUCTION.

GENERAL NOTES:

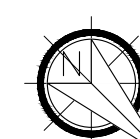
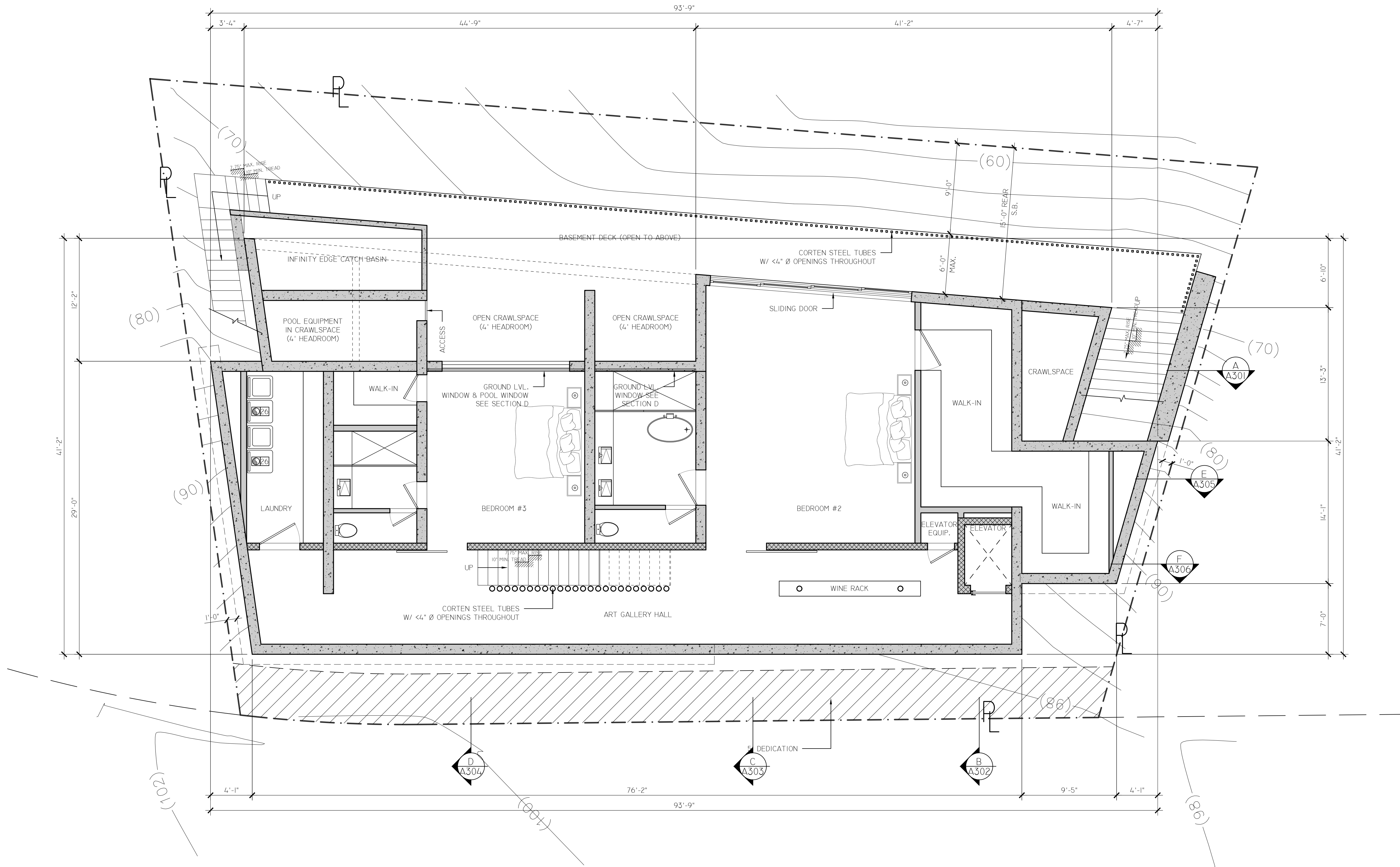
REFER TO SHEET G002

WALL & SYMBOL LEGENDS:

REFER TO SHEET G001


DOOR & WINDOW SCHEDULES:

REFER TO SHEETS A6--



PROPOSED BASEMENT PLAN
SCALE: 3/16" = 1'-0"

**COVAR
DESIGNS**



MAILING ADDRESS:
3183 WILSHIRE BLVD #196 D16 LOS ANGELES, CA 90010
PHONE: 213-394-9763
EMAIL: INFO@COVARDESIGNS.COM

PROJECT # CD19007

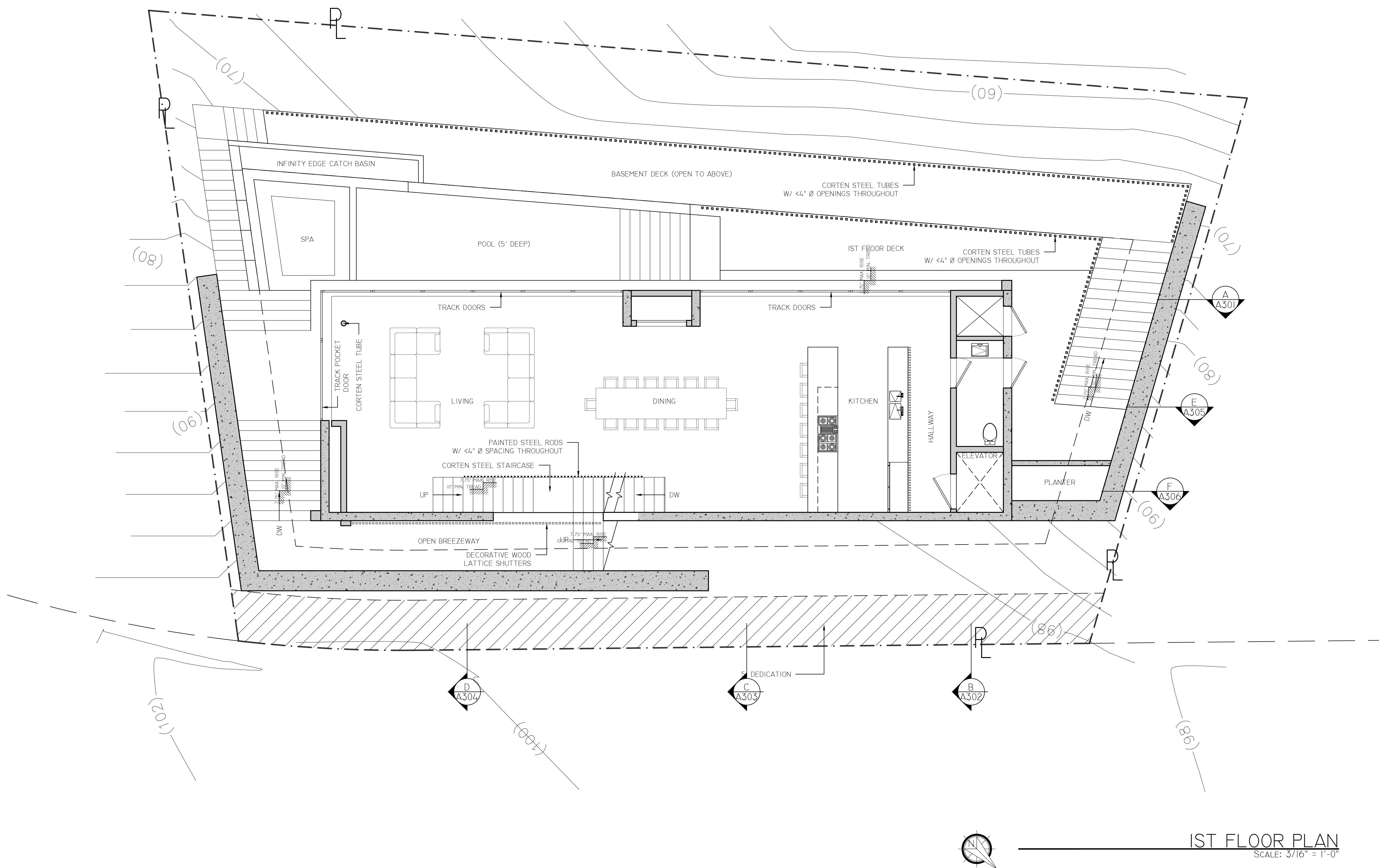
PROJECT FOR:
THE O PROJECT, INC.
PROJECT DESCRIPTION:
NEW TWO STORY OVER BASEMENT SINGLE FAMILY DWELLING W/ ATTACHED GARAGE, POOL AND DECKS
PROJECT ADDRESS:
8458 HAROLD WAY., LOS ANGELES, CA 90069

PRINT DATE
8/9/2019

REV.	DESCRIPTION	DATE

SHEET:
A102

THESE DRAWINGS, SPECIFICATIONS, IDEAS, DESIGN, DETAILS AND FINAL ARRANGEMENTS REPRESENTED HERE WITHIN ARE THE PROPERTY OF COVAR DESIGNS INC. NO PART OF THIS DOCUMENTATION SHALL BE COPIED, REPRODUCED, ADAPTED, MODIFIED, DISTRIBUTED, SOLD, PUBLISHED OR USED WITHOUT THE WRITTEN CONSENT AND APPROPRIATE COMPENSATION TO COVAR DESIGNS INC. VISUAL CONTRACT WITH THESE DESIGNS. DRAWINGS AND DOCUMENTATION SHALL CONSTITUTE CONCLUSIVE EVIDENCE OF ACCEPTANCE OF THESE LIMITATIONS AND RESTRICTIONS. ON-SITE VERIFICATION OF ALL DIMENSIONS, EXISTING AND NEW CONDITIONS, CONNECTIONS AND OTHER ASPECTS OF THE CONSTRUCTION SHALL BE THE RESPONSIBILITY OF THE CONTRACTOR. USER/CONTRACTOR, OR ANYONE UNDER THE SUPERVISION OF THE CONTRACTOR, SHALL BE RESPONSIBLE FOR VERIFYING ALL DIMENSIONS, MATERIALS, MANUFACTURING TOLERANCES, AND CONSTRUCTION METHODS PRIOR TO COMMENCEMENT OF CONSTRUCTION.



REV.	DESCRIPTION	DATE

THESE DRAWINGS, SPECIFICATIONS, IDEAS, DETAILS AND FINAL ARRANGEMENTS REPRESENTED HERE WITHIN ARE THE PROPERTY OF COVAR DESIGNS INC. AND SHALL REMAIN THE PROPERTY OF COVAR DESIGNS INC. NO PART OF THIS DOCUMENTATION SHALL BE COPIED, REPRODUCED, ADAPTED, MODIFIED, DISTRIBUTED, SOLD, PUBLISHED OR USED WITHOUT THE WRITTEN CONSENT AND APPROPRIATE COMPENSATION TO COVAR DESIGNS INC. VISUAL CONTRACT WITH THESE DESIGNS. DRAWINGS AND DOCUMENTATION SHALL CONSTITUTE CONCLUSIVE EVIDENCE OF ACCEPTANCE OF THESE LIMITATIONS AND RESTRICTIONS. ON-SITE VERIFICATION OF ALL DIMENSIONS, EXISTING AND NEW CONDITIONS, CONNECTIONS AND OTHER ASPECTS OF THE CONSTRUCTION SHALL BE THE RESPONSIBILITY OF THE CONTRACTOR. USER/CONTRACTOR, OR ANYONE UNDER THE SUPERVISION OF THE CONTRACTOR, SHALL VERIFY AND CORRECT ANY DISCREPANCIES, UNRESOLVED ITEMS, AND CORRECTING ANY PART OF THE WORK. ALL PROGRESS TO BE PROVIDED TO THE ARCHITECT IN WRITING FOR REVIEW PRIOR TO COMMENCEMENT OF CONSTRUCTION.

GENERAL NOTES:

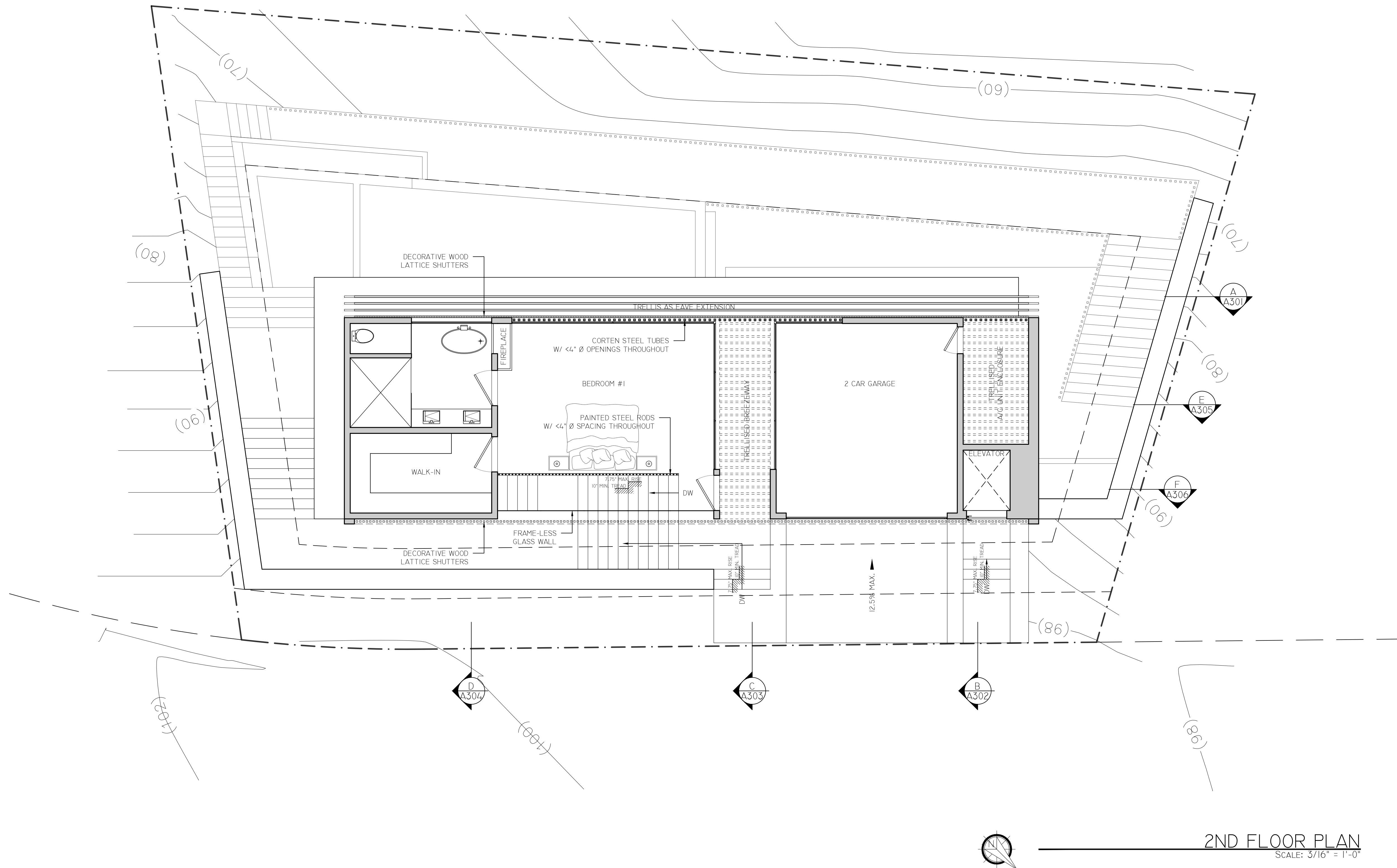
REFER TO SHEET G002

WALL & SYMBOL LEGENDS:

REFER TO SHEET G001


DOOR & WINDOW SCHEDULES:

REFER TO SHEETS A6--



2ND FLOOR PLAN
SCALE: 3/16" = 1'-0"

**COVER
DESIGNS**



MAILING ADDRESS:
3183 WILSHIRE BLVD #196 D16 LOS ANGELES, CA 90010
PHONE: 213-394-9763
EMAIL: INFO@COVERDESIGNS.COM

PROJECT # CD19007

PROJECT FOR:
THE O PROJECT, INC.
PROJECT DESCRIPTION:
NEW TWO STORY OVER BASEMENT SINGLE FAMILY DWELLING W/ ATTACHED GARAGE, POOL AND DECKS
PROJECT ADDRESS:
8458 HAROLD WAY., LOS ANGELES, CA 90069

PRINT DATE
8/9/2019

REV.	DESCRIPTION	DATE

SHEET:

A104

THESE DRAWINGS, SPECIFICATIONS, IDEAS, DETAILS AND FINAL ARRANGEMENTS REPRESENTED HERE WITHIN ARE THE PROPERTY OF COVER DESIGNS INC. NO PART OF THIS DOCUMENTATION SHALL BE COPIED, REPRODUCED, ADAPTED, MODIFIED, DISTRIBUTED, SOLD, PUBLISHED OR USED WITHOUT THE WRITTEN CONSENT AND APPROPRIATE COMPENSATION TO COVER DESIGNS INC. VISUAL CONTRACT WITH THESE DESIGNS. DRAWINGS AND DOCUMENTATION SHALL CONSTITUTE CONCLUSIVE EVIDENCE OF ACCEPTANCE OF THESE LIMITATIONS AND RESTRICTIONS. ON-SITE VERIFICATION OF ALL DIMENSIONS, EXISTING AND NEW CONDITIONS, CONNECTIONS AND OTHER ASPECTS OF THE CONSTRUCTION SHALL BE THE RESPONSIBILITY OF THE CONTRACTOR. USE CONTRACTOR, OR ANYONE UNDER THE SUPERVISION OF THE CONTRACTOR, TO VERIFY ALL DIMENSIONS, MATERIALS, METHODS, PATTERNS, PREPARED TERMS, AND CONDITIONS IN FULL BEFORE COMMENCING CONSTRUCTION. ALL PROGRESS TO BE PROVIDED TO THE ARCHITECT FOR REVIEW PRIOR TO COMMENCEMENT OF CONSTRUCTION.

GENERAL NOTES:

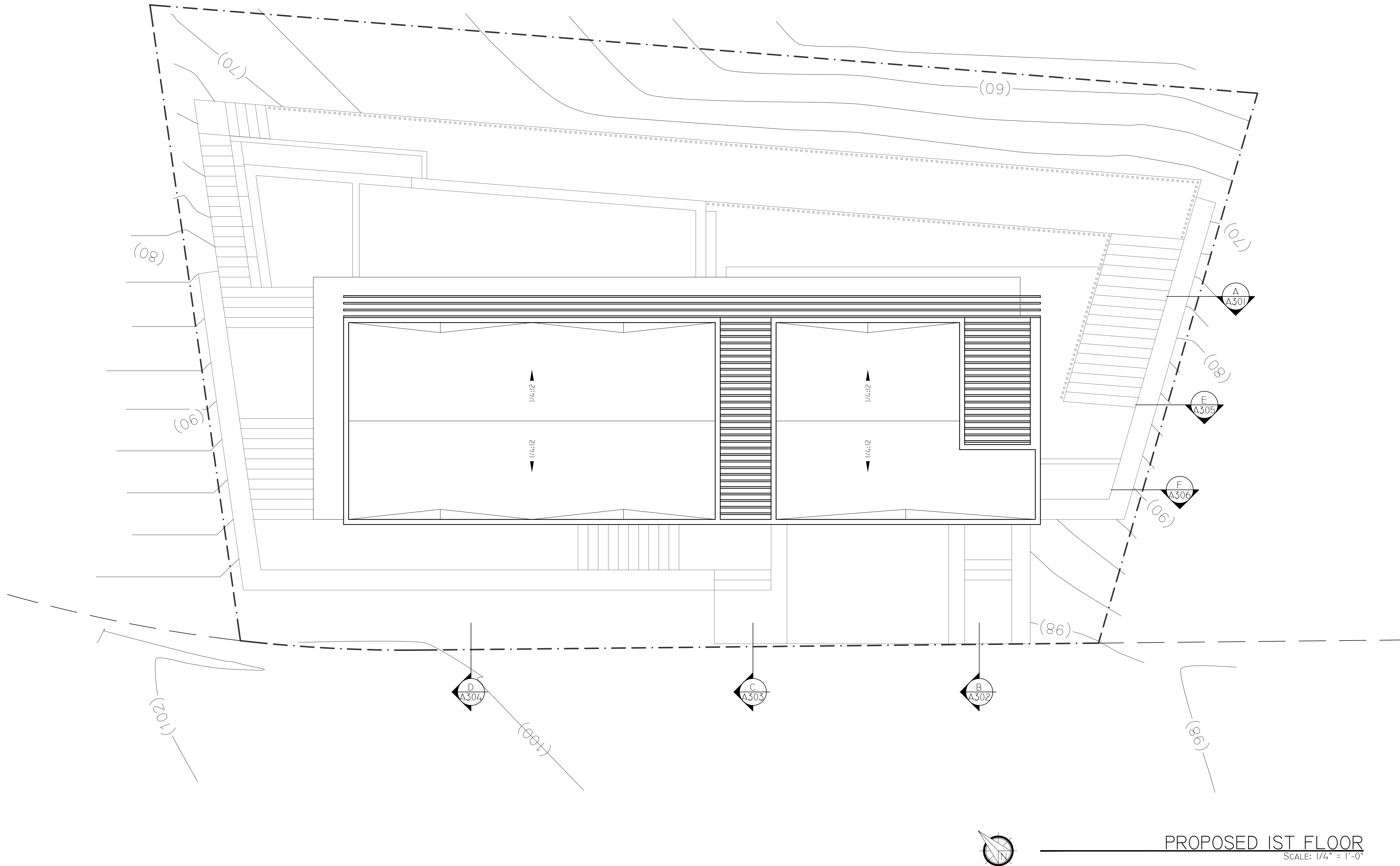
REFER TO SHEET G002

WALL & SYMBOL LEGENDS:

REFER TO SHEET G001


DOOR & WINDOW SCHEDULES:

REFER TO SHEETS A6--



PROPOSED 1ST FLOOR
SCALE: 1/4" = 1'-0"

**COVER
DESIGNS**



MAILING ADDRESS:
3183 WILSHIRE BLVD #196 D16 LOS ANGELES, CA 90010
PHONE: 213-394-9763
EMAIL: INFO@COVERDESIGNS.COM

PROJECT # CD19007

PROJECT FOR:

THE O PROJECT, INC.

PROJECT DESCRIPTION:

NEW TWO STORY OVER BASEMENT SINGLE FAMILY DWELLING W/ ATTACHED GARAGE, POOL AND DECKS

PROJECT ADDRESS:

8458 HAROLD WAY., LOS ANGELES, CA 90069

PRINT DATE

8/9/2019

REV.	DESCRIPTION	DATE

SHEET:

A105

THESE DRAWINGS, SPECIFICATIONS, IDEAS, DETAILS AND FINAL ARRANGEMENTS REPRESENTED HERE WITHIN ARE THE PROPERTY OF COVER DESIGNS INC. NO PART OF THIS DOCUMENTATION SHALL BE COPIED, REPRODUCED, ADAPTED, MODIFIED, DISTRIBUTED, SOLD, PUBLISHED OR USED WITHOUT THE WRITTEN CONSENT AND APPROPRIATE COMPENSATION TO COVER DESIGNS INC. VISUAL CONTRACT WITH THESE DESIGNS. DRAWINGS AND DOCUMENTATION SHALL CONSTITUTE CONCLUSIVE EVIDENCE OF ACCEPTANCE OF THESE LIMITATIONS AND RESTRICTIONS. ON-SITE VERIFICATION OF ALL DIMENSIONS, EXISTING AND NEW CONDITIONS, CONNECTIONS AND OTHER ASPECTS OF THE CONSTRUCTION SHALL BE THE RESPONSIBILITY OF THE CONTRACTOR. USER/CONTRACTOR, OR ANYONE UNDER THE SUPERVISION OF THE CONTRACTOR, SHALL BE RESPONSIBLE FOR VERIFYING ALL INFORMATION AND SPECIFICATIONS BEFORE BEGINNING CONSTRUCTION, INSTALLATION, OR CONSTRUCTION OF ANY PART OF THE WORK. ALL PROVISIONS TO BE PROVIDED TO THE LESSEE/OWNER PRIOR TO COMMENCEMENT OF CONSTRUCTION.

GENERAL NOTES:

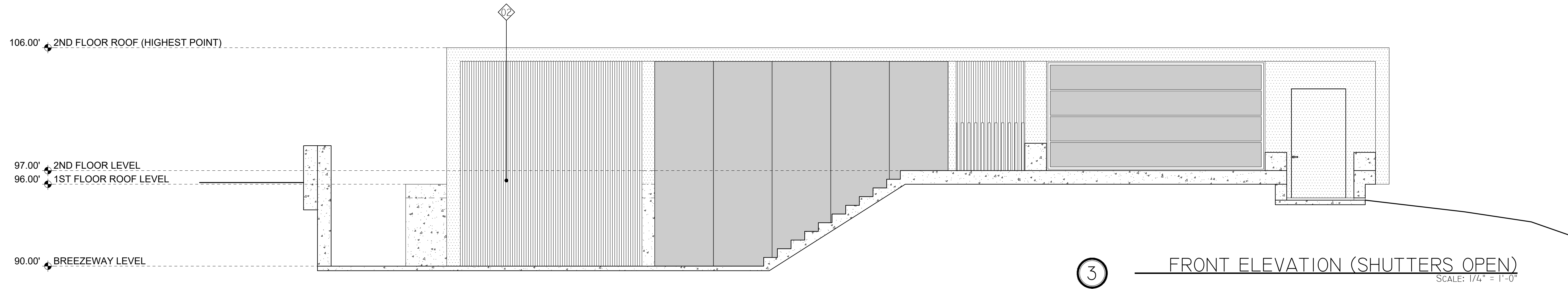
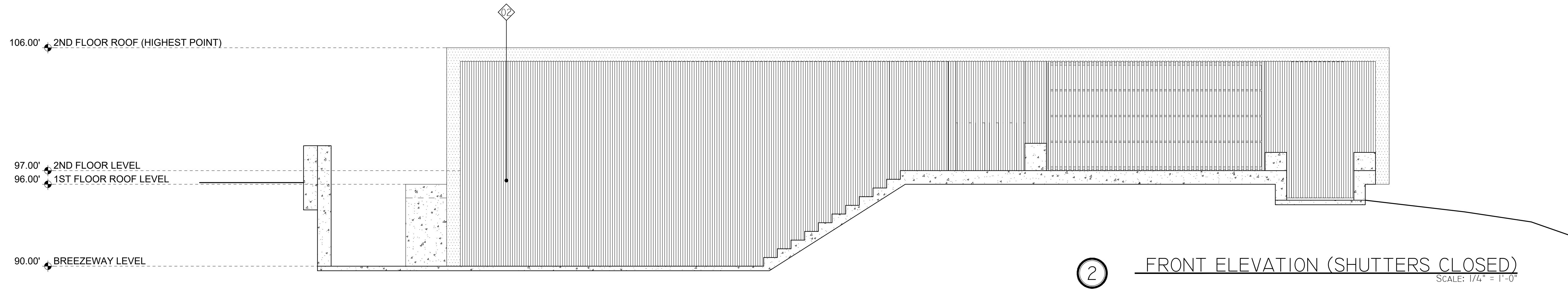

REFER TO SHEET G002

WALL & SYMBOL LEGENDS:


REFER TO SHEET G001

DOOR & WINDOW SCHEDULES:

REFER TO SHEETS A6--



COVER
DESIGNS



MAILING ADDRESS:
3183 WILSHIRE BLVD #196 D16 LOS ANGELES, CA 90010
PHONE: 213-394-9763
EMAIL: INFO@COVERDESIGNS.COM

PROJECT # CD19007

PROJECT FOR:
THE O PROJECT, INC.
PROJECT DESCRIPTION:
NEW TWO STORY OVER BASEMENT SINGLE FAMILY DWELLING W/ ATTACHED GARAGE, POOL AND DECKS
PROJECT ADDRESS:
8458 HAROLD WAY., LOS ANGELES, CA 90069

PRINT DATE
8/9/2019

REV.	DESCRIPTION	DATE

SHEET:
A201

THESE DRAWINGS, SPECIFICATIONS, IDEAS, DETAILS AND FINAL ARRANGEMENTS REPRESENTED HERE WITHIN ARE THE PROPERTY OF COVER DESIGNS INC. NO PART OF THIS DOCUMENTATION SHALL BE COPIED, REPRODUCED, ADAPTED, MODIFIED, DISTRIBUTED, SOLD, PUBLISHED OR USED WITHOUT THE WRITTEN CONSENT AND APPROPRIATE COMPENSATION TO COVER DESIGNS INC. VISUAL CONTRACT WITH THESE DESIGNS. DRAWINGS AND DOCUMENTATION SHALL CONSTITUTE CONCLUSIVE EVIDENCE OF ACCEPTANCE OF THESE LIMITATIONS AND RESTRICTIONS. ON-SITE VERIFICATION OF ALL DIMENSIONS, EXISTING AND NEW CONDITIONS, CONNECTIONS AND OTHER ASPECTS OF THE CONSTRUCTION SHALL BE THE RESPONSIBILITY OF THE CONTRACTOR. USER/CONTRACTOR, OR ANYONE UNDER THE SUPERVISION OF THE CONTRACTOR, SHALL BE RESPONSIBLE FOR OBTAINING ALL NECESSARY PERMITS, INSURANCE, UTILITIES, PREPARATION, MATERIALS, PREPARATION, AND COMPLETION OF THE WORK. ALL PROVISIONS TO BE PROVIDED TO THE LESSEE/OWNER BY THE CONTRACTOR.

GENERAL NOTES:

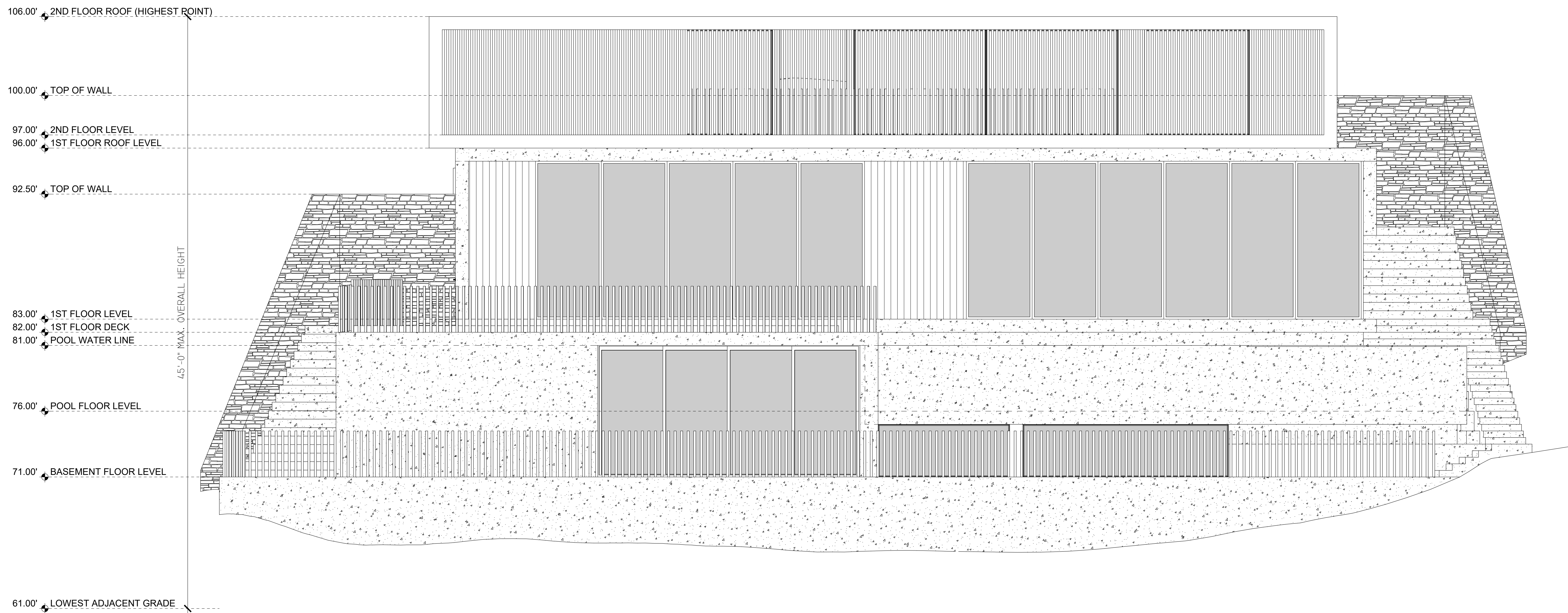
REFER TO SHEET G002

WALL & SYMBOL LEGENDS:

REFER TO SHEET G001


DOOR & WINDOW SCHEDULES:

REFER TO SHEETS A6--



④ REAR ELEVATION (SHUTTERS CLOSED)
SCALE: 1/4" = 1'-0"

**COVAR
DESIGNS**



MAILING ADDRESS:
3183 WILSHIRE BLVD #196 D16 LOS ANGELES, CA 90010
PHONE: 213-394-9763
EMAIL: INFO@COVARDESIGNS.COM

PROJECT # CD19007

PROJECT FOR:
THE O PROJECT, INC.
PROJECT DESCRIPTION:
NEW TWO STORY OVER BASEMENT SINGLE FAMILY
DWELLING W/ ATTACHED GARAGE, POOL AND DECKS
PROJECT ADDRESS:
8458 HAROLD WAY., LOS ANGELES, CA 90069

PRINT DATE
8/9/2019

REV.	DESCRIPTION	DATE

SHEET:
A202

THESE DRAWINGS, SPECIFICATIONS, IDEAS, DETAILS AND FINAL ARRANGEMENTS REPRESENTED HERE WITHIN ARE THE PROPERTY OF COVAR DESIGNS INC. NO PART OF THIS DOCUMENTATION SHALL BE COPIED, REPRODUCED, ADAPTED, MODIFIED, DISTRIBUTED, SOLD, PUBLISHED OR USED WITHOUT THE WRITTEN CONSENT AND APPROPRIATE COMPENSATION TO COVAR DESIGNS INC. VISUAL CONTRACT WITH THESE DESIGNS. DRAWINGS AND DOCUMENTATION SHALL CONSTITUTE CONCLUSIVE EVIDENCE OF ACCEPTANCE OF THESE LIMITATIONS AND RESTRICTIONS. ON-SITE VERIFICATION OF ALL DIMENSIONS, EXISTING AND NEW CONDITIONS, CONNECTIONS AND OTHER ASPECTS OF THE CONSTRUCTION SHALL BE THE RESPONSIBILITY OF THE CONTRACTOR. USE CONTRACTOR, OR ANYONE UNDER THE SUPERVISION OF THE CONTRACTOR, SHALL BE RESPONSIBLE FOR OBTAINING ALL NECESSARY PERMITS, INSURANCE, MATERIALS, PREPARED TERMS, AND CARRYING OUT PART OF THE WORK. ALL PROVISIONS TO BE PROVIDED TO THE LESSEE/OWNER PRIOR TO COMMENCEMENT OF CONSTRUCTION.

GENERAL NOTES:

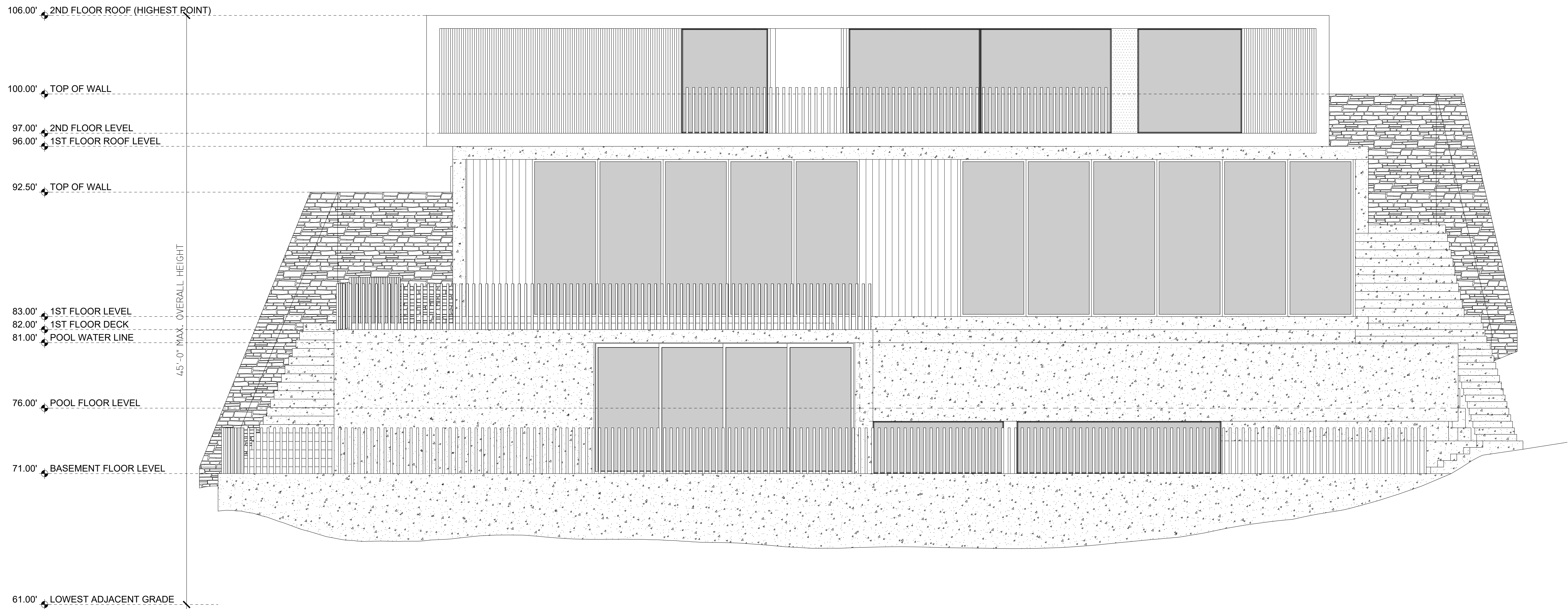
REFER TO SHEET G002

WALL & SYMBOL LEGENDS:

REFER TO SHEET G001


DOOR & WINDOW SCHEDULES:

REFER TO SHEETS A6--



5 REAR ELEVATION (SHUTTERS OPEN)
SCALE: 1/4" = 1'-0"

COVAR
DESIGNS



MAILING ADDRESS:
3183 WILSHIRE BLVD #196 D16 LOS ANGELES, CA 90010
PHONE: 213-394-9763
EMAIL: INFO@COVARDESIGNS.COM

PROJECT # CD19007

PROJECT FOR:
THE O PROJECT, INC.

PROJECT DESCRIPTION:
NEW TWO STORY OVER BASEMENT SINGLE FAMILY DWELLING W/ ATTACHED GARAGE, POOL AND DECKS

PROJECT ADDRESS:
8458 HAROLD WAY., LOS ANGELES, CA 90069

PRINT DATE
8/9/2019

REV.	DESCRIPTION	DATE

SHEET:
A203

THESE DRAWINGS, SPECIFICATIONS, IDEAS, DETAILS AND FINISH ARRANGEMENTS REPRESENTED HERE WITHIN ARE THE PROPERTY OF COVAR DESIGNS INC. NO PART OF THIS DOCUMENTATION SHALL BE COPIED, REPRODUCED, ADAPTED, MODIFIED, DISTRIBUTED, SOLD, PUBLISHED OR USED WITHOUT THE WRITTEN CONSENT AND APPROPRIATE COMPENSATION TO COVAR DESIGNS INC. VISUAL CONTRACT WITH THESE DESIGNS. DRAWINGS AND DOCUMENTATION SHALL CONSTITUTE CONCLUSIVE EVIDENCE OF ACCEPTANCE OF THESE LIMITATIONS AND RESTRICTIONS. ON-SITE VERIFICATION OF ALL DIMENSIONS, EXISTING AND NEW CONDITIONS, CONNECTIONS AND OTHER ASPECTS OF THE CONSTRUCTION SHALL BE THE RESPONSIBILITY OF THE CONTRACTOR. USER, CONTRACTOR, OR ANYONE UNDER THE SUPERVISION OF THE CONTRACTOR SHALL BE RESPONSIBLE FOR VERIFYING ALL INFORMATION AND MATERIALS, PREPARED TERMS, AND CONDITIONS ANY PART OF THE WORK. ALL PROVISIONS TO BE PROVIDED TO THE LESSEE/OWNER PRIOR TO COMMENCEMENT OF CONSTRUCTION.

GENERAL NOTES:

REFER TO SHEET G002

WALL & SYMBOL LEGENDS:

REFER TO SHEET G001

DOOR & WINDOW SCHEDULES:

REFER TO SHEETS A6--

106.00' 2ND FLOOR ROOF (HIGHEST POINT)

100.00' TOP OF WALL

97.00' 2ND FLOOR LEVEL

96.00' 1ST FLOOR ROOF LEVEL

83.00' 1ST FLOOR LEVEL

82.00' 1ST FLOOR DECK

81.00' POOL WATER LINE

76.00' POOL FLOOR LEVEL

7

LEFT ELEVATION

SCALE: 1/4" = 1'-0"

106.00' 2ND FLOOR ROOF (HIGHEST POINT)

97.00' 2ND FLOOR LEVEL
96.00' 1ST FLOOR ROOF LEVEL

92.50' TOP OF WALL

83.00' 1ST FLOOR LEVEL
82.00' 1ST FLOOR DECK
81.00' POOL WATER LINE

76.00' POOL FLOOR LEVEL

71.00' BASEMENT FLOOR LEVEL

6

RIGHT ELEVATION

SCALE: 1/4" = 1'-0"

**COVAR
DESIGNS**



MAILING ADDRESS:
3183 WILSHIRE BLVD #196 D16 LOS ANGELES, CA 90010
PHONE: 213-394-9763
EMAIL: INFO@COVARDESIGNS.COM

PROJECT # CD19007

PROJECT FOR:
THE O PROJECT, INC.
PROJECT DESCRIPTION:
NEW TWO STORY OVER BASEMENT SINGLE FAMILY
DWELLING W/ ATTACHED GARAGE, POOL AND DECKS
PROJECT ADDRESS:
8458 HAROLD WAY., LOS ANGELES, CA 90069

PRINT DATE

8/9/2019

DATE

DESCRIPTION

REV.

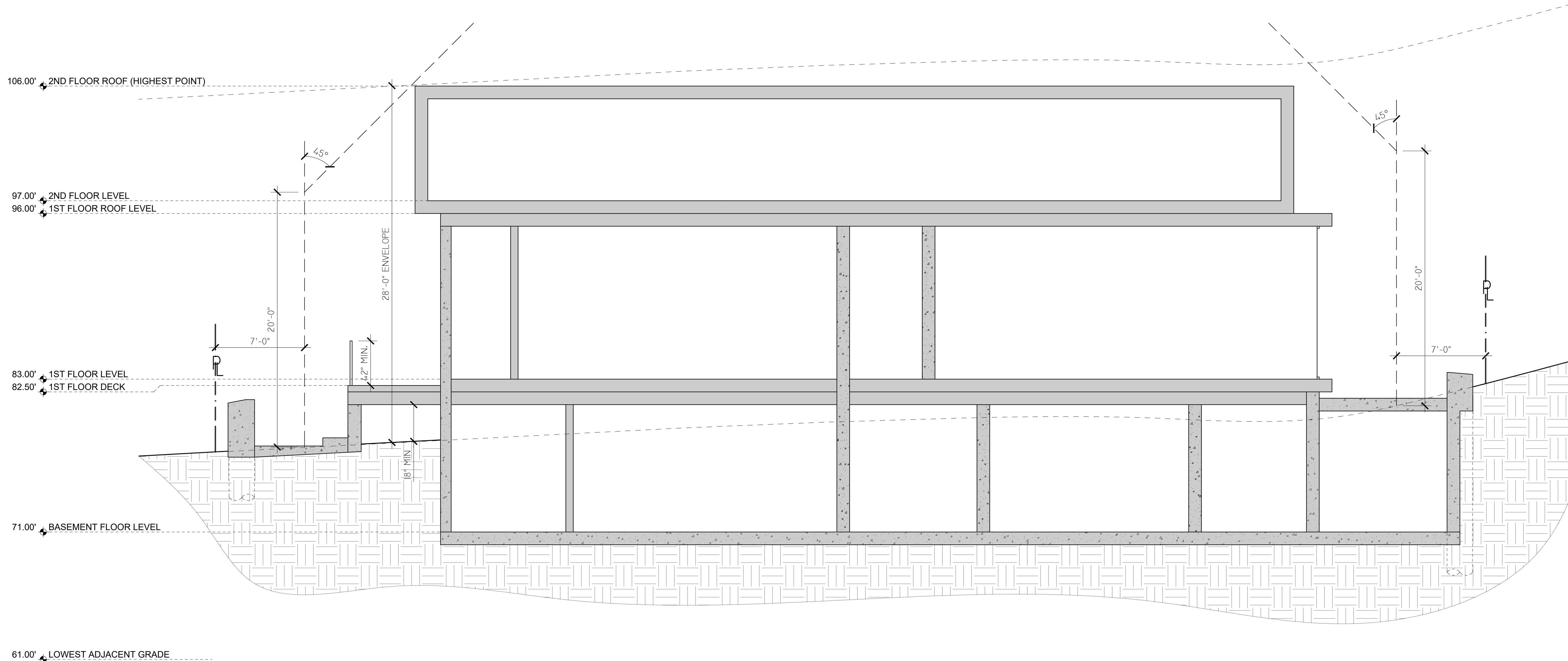
SHEET:

A204

THESE DRAWINGS, SPECIFICATIONS, IDEAS, DETAILS AND FINAL ARRANGEMENTS REPRESENTED HERE WITHIN ARE THE PROPERTY OF COVAR DESIGNS INC. NO PART OF THIS DOCUMENTATION SHALL BE COPIED, REPRODUCED, ADAPTED, MODIFIED, DISTRIBUTED, SOLD, PUBLISHED OR USED WITHOUT THE WRITTEN CONSENT AND APPROPRIATE COMPENSATION TO COVAR DESIGNS INC. VISUAL CONTRACT WITH THESE DESIGNS. DRAWINGS AND DOCUMENTATION SHALL CONSTITUTE CONCLUSIVE EVIDENCE OF ACCEPTANCE OF THESE LIMITATIONS AND RESTRICTIONS. ON-SITE VERIFICATION OF ALL DIMENSIONS, EXISTING AND NEW CONDITIONS, CONNECTIONS AND OTHER ASPECTS OF THE CONSTRUCTION SHALL BE THE RESPONSIBILITY OF THE CONTRACTOR. USE/CONTRACTOR, OR ANYONE UNDER THE SUPERVISION OF THE CONTRACTOR, SHALL BE RESPONSIBLE FOR OBTAINING ALL NECESSARY PERMITS, PREPARED TERMS, AND OBTAINING ANY PART OF THE WORK. ALL PROVISIONS TO BE PROVIDED TO THE LESSEE/OWNER PRIOR TO COMMENCEMENT OF CONSTRUCTION.

GENERAL NOTES:

REFER TO SHEET G002



Ⓐ

CROSS SECTION
SCALE: 1/4" = 1'-0"

**COVAR
DESIGNS**

MAILING ADDRESS:
3183 WILSHIRE BLVD #196 D16 LOS ANGELES, CA 90010
PHONE: 213-394-9763
EMAIL: INFO@COVARDESIGNS.COM

PROJECT # CD19007

PROJECT FOR:
THE O PROJECT, INC.

PROJECT DESCRIPTION:
NEW TWO STORY OVER BASEMENT SINGLE FAMILY DWELLING W/ ATTACHED GARAGE, POOL AND DECKS

PROJECT ADDRESS:
8458 HAROLD WAY., LOS ANGELES, CA 90069

PRINT DATE
8/9/2019

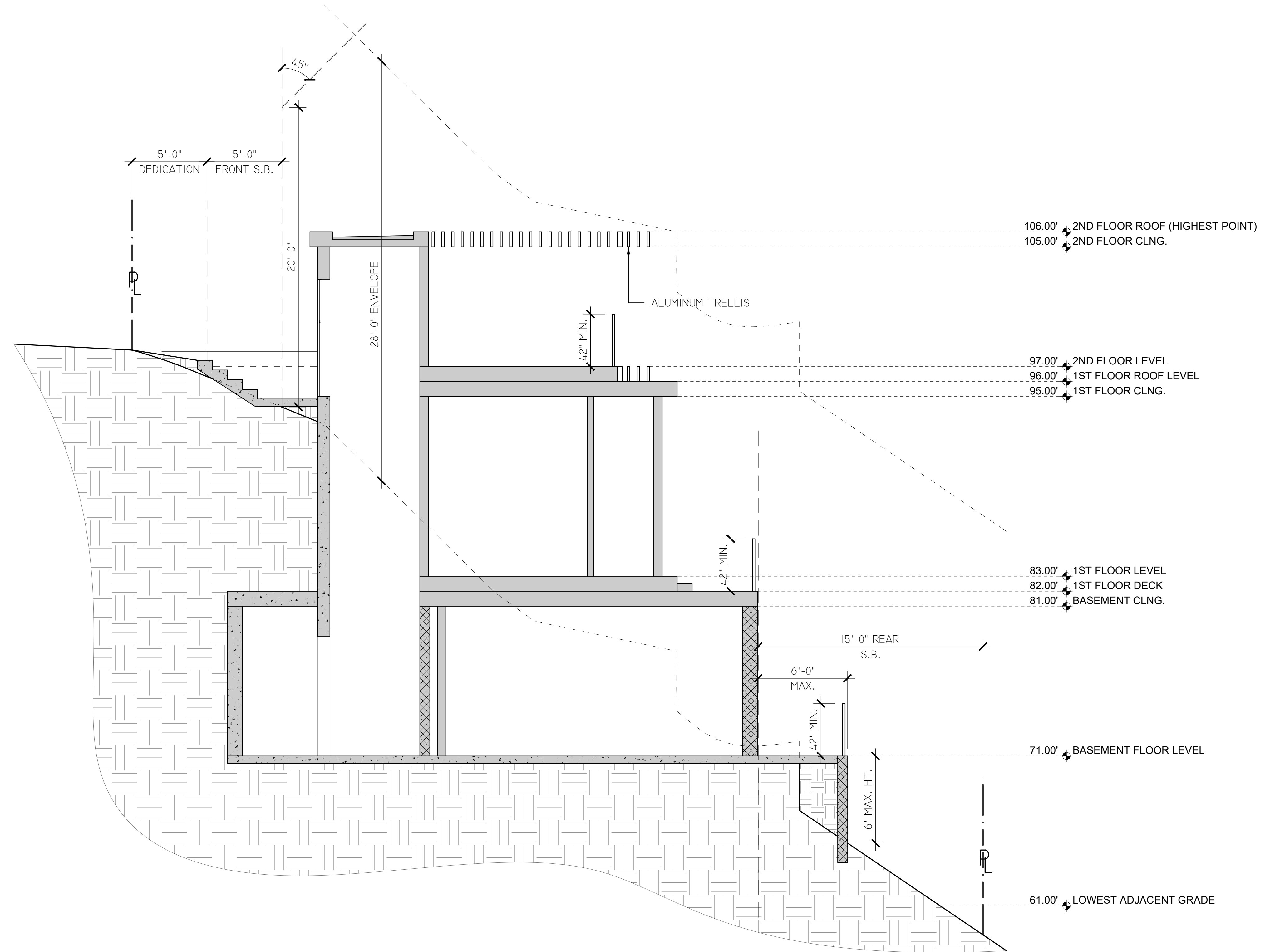
REV.	DESCRIPTION	DATE

SHEET:
A301

THESE DRAWINGS, SPECIFICATIONS, IDEAS, DETAILS AND FINAL ARRANGEMENTS REPRESENTED HERE WITHIN ARE THE PROPERTY OF COVAR DESIGNS INC. NO PART OF THIS DOCUMENTATION SHALL BE COPIED, REPRODUCED, ADAPTED, MODIFIED, DISTRIBUTED, SOLD, PUBLISHED OR USED WITHOUT THE WRITTEN CONSENT AND APPROPRIATE COMPENSATION TO COVAR DESIGNS INC. VISUAL CONTRACT WITH THESE DESIGNS. DRAWINGS AND DOCUMENTATION SHALL CONSTITUTE CONCLUSIVE EVIDENCE OF ACCEPTANCE OF THESE LIMITATIONS AND RESTRICTIONS. ON-SITE VERIFICATION OF ALL DIMENSIONS, EXISTING AND NEW CONDITIONS, CONNECTIONS AND OTHER ASPECTS OF THE CONSTRUCTION SHALL BE THE RESPONSIBILITY OF THE CONTRACTOR. USER/CONTRACTOR, OR ANYONE UNDER THE SUPERVISION OF THE CONTRACTOR, SHALL BE RESPONSIBLE FOR VERIFYING ALL DIMENSIONS, MATERIALS, MANUFACTURING METHODS, AND CONSTRUCTION PRACTICES PRIOR TO COMMENCEMENT OF CONSTRUCTION.

GENERAL NOTES:


REFER TO SHEET G002



ⓑ

CROSS SECTION
SCALE: 1/4" = 1'-0"

**COVAR
DESIGNS**



MAILING ADDRESS:
3183 WILSHIRE BLVD #196 D16 LOS ANGELES, CA 90010
PHONE: 213-394-9763
EMAIL: INFO@COVARDESIGNS.COM

PROJECT # CD19007

PROJECT FOR:
THE O PROJECT, INC.
PROJECT DESCRIPTION:
NEW TWO STORY OVER BASEMENT SINGLE FAMILY DWELLING W/ ATTACHED GARAGE, POOL AND DECKS
PROJECT ADDRESS:
8458 HAROLD WAY., LOS ANGELES, CA 90069

PRINT DATE
8/9/2019

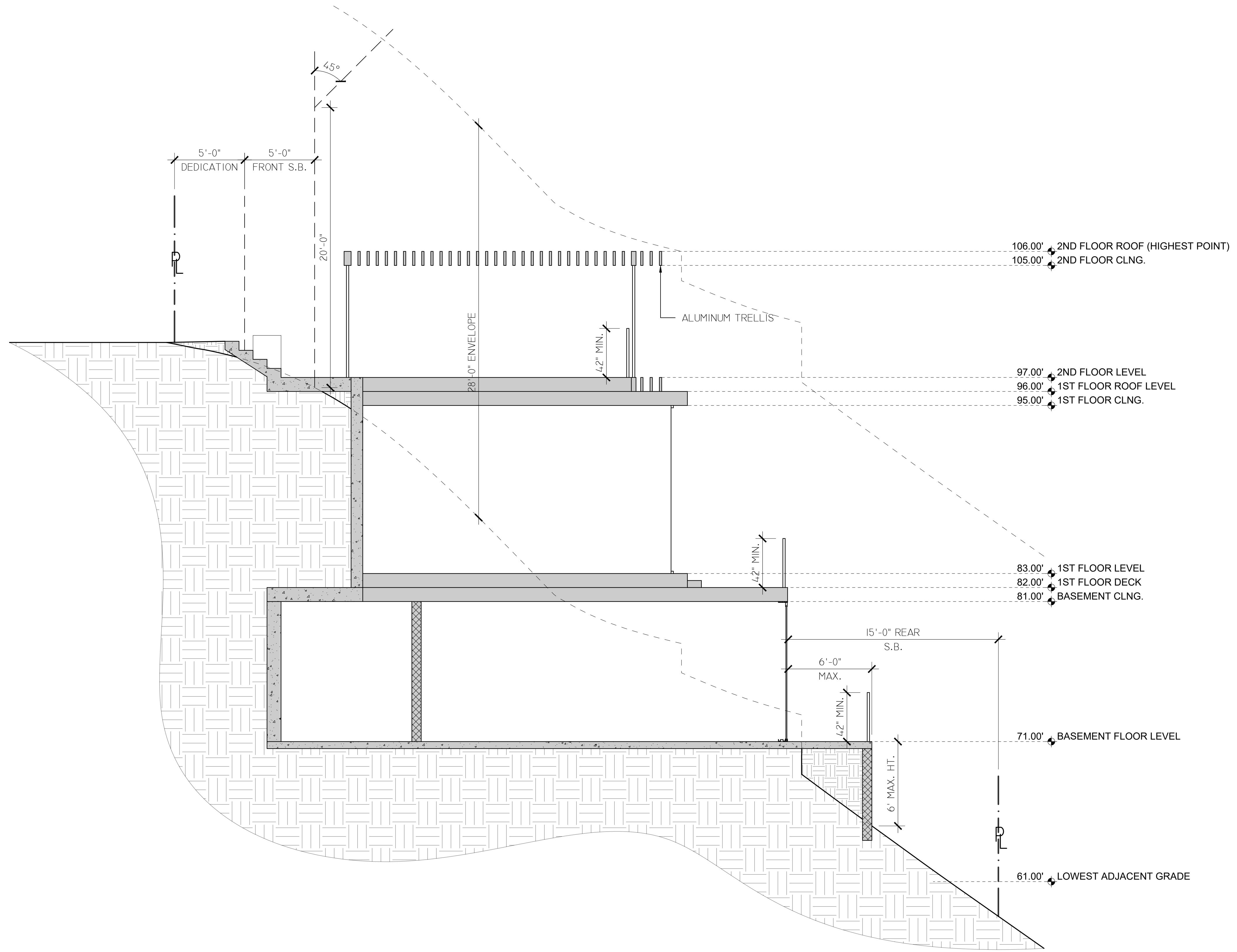
REV.	DESCRIPTION	DATE

SHEET:
A302

THESE DRAWINGS, SPECIFICATIONS, IDEAS, DETAILS AND FINAL ARRANGEMENTS REPRESENTED HERE WITHIN ARE THE PROPERTY OF COVAR DESIGNS INC. NO PART OF THIS DOCUMENTATION SHALL BE COPIED, REPRODUCED, ADAPTED, MODIFIED, DISTRIBUTED, SOLD, PUBLISHED OR USED WITHOUT THE WRITTEN CONSENT AND APPROPRIATE COMPENSATION TO COVAR DESIGNS INC. VISUAL CONTRACT WITH THESE DESIGNS. DRAWINGS AND DOCUMENTATION SHALL CONSTITUTE CONCLUSIVE EVIDENCE OF ACCEPTANCE OF THESE LIMITATIONS AND RESTRICTIONS. ON-SITE VERIFICATION OF ALL DIMENSIONS, EXISTING AND NEW CONDITIONS, CONNECTIONS AND OTHER ASPECTS OF THE CONSTRUCTION SHALL BE THE RESPONSIBILITY OF THE CONTRACTOR. USER, CONTRACTOR, OR ANYONE UNDER THE SUPERVISION OF THE CONTRACTOR. SUCH VERIFICATION SHALL BE MADE BEFORE BEGINNING MATERIALS, PREFABRICATED ITEMS, AND COMPONENTS AND PARTS OF THE WORK. ALL PROVISIONS TO BE PROVIDED TO THE LESSEE/OWNER IN WRITING FOR REVIEW PRIOR TO COMMENCEMENT OF CONSTRUCTION.

GENERAL NOTES:


REFER TO SHEET G002



©

CROSS SECTION
SCALE: 1/4" = 1'-0"

COVAR
DESIGNS



MAILING ADDRESS:
3183 WILSHIRE BLVD #196 D16 LOS ANGELES, CA 90010
PHONE: 213-394-9763
EMAIL: INFO@COVARDESIGNS.COM

PROJECT # CD19007

PROJECT FOR:
THE O PROJECT, INC.
PROJECT DESCRIPTION:
NEW TWO STORY OVER BASEMENT SINGLE FAMILY
DWELLING W/ ATTACHED GARAGE, POOL AND DECKS
PROJECT ADDRESS:
8458 HAROLD WAY., LOS ANGELES, CA 90069

PRINT DATE
8/9/2019

REV.	DESCRIPTION	DATE

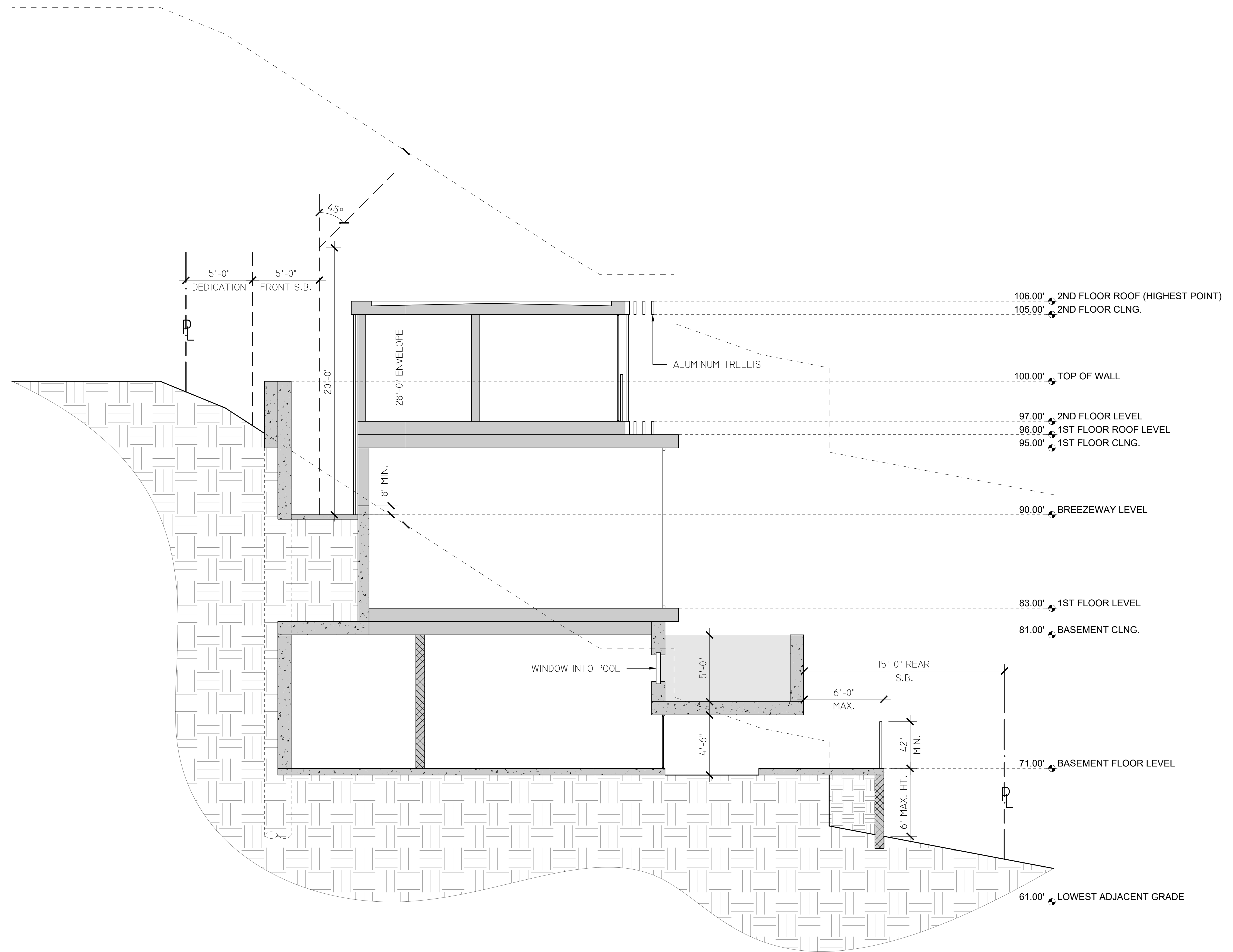
SHEET:

A303

THESE DRAWINGS, SPECIFICATIONS, IDEAS, DETAILS AND FINAL ARRANGEMENTS REPRESENTED HERE WITHIN ARE THE PROPERTY OF COVAR DESIGNS INC. NO PART OF THIS DOCUMENTATION SHALL BE REPRODUCED, ADAPTED, MODIFIED, DISTRIBUTED, SOLD, PUBLISHED OR USED WITHOUT THE WRITTEN CONSENT AND APPROPRIATE COMPENSATION TO COVAR DESIGNS INC. VISUAL CONTRACT WITH THESE DESIGNS. DRAWINGS AND DOCUMENTATION SHALL CONSTITUTE CONCLUSIVE EVIDENCE OF ACCEPTANCE OF THESE LIMITATIONS AND RESTRICTIONS. ON-SITE VERIFICATION OF ALL DIMENSIONS, EXISTING AND NEW CONDITIONS, CONNECTIONS AND OTHER ASPECTS OF THE CONSTRUCTION SHALL BE THE RESPONSIBILITY OF THE CONTRACTOR. USER/CONTRACTOR, OR ANYONE UNDER THE SUPERVISION OF THE CONTRACTOR, SHALL VERIFY AND CORRECT ANY ERRORS, OMISSIONS, INCONSISTENCIES, UNREASONABLE CONDITIONS, AND CONFLICTS PRIOR TO COMMENCEMENT OF CONSTRUCTION.


GENERAL NOTES:

REFER TO SHEET G002



CROSS SECTION
SCALE: 1/4" = 1'-0"

COVER
DESIGNS



MAILING ADDRESS:
3183 WILSHIRE BLVD #196 D16 LOS ANGELES, CA 90010
PHONE: 213-394-9763
EMAIL: INFO@COVERDESIGNS.COM

PROJECT # CD19007

PROJECT FOR:
THE O PROJECT, INC.

PROJECT DESCRIPTION:
NEW TWO STORY OVER BASEMENT SINGLE FAMILY DWELLING W/ ATTACHED GARAGE, POOL AND DECKS

PROJECT ADDRESS:
8458 HAROLD WAY., LOS ANGELES, CA 90069

PRINT DATE
8/9/2019

REV.	DESCRIPTION	DATE

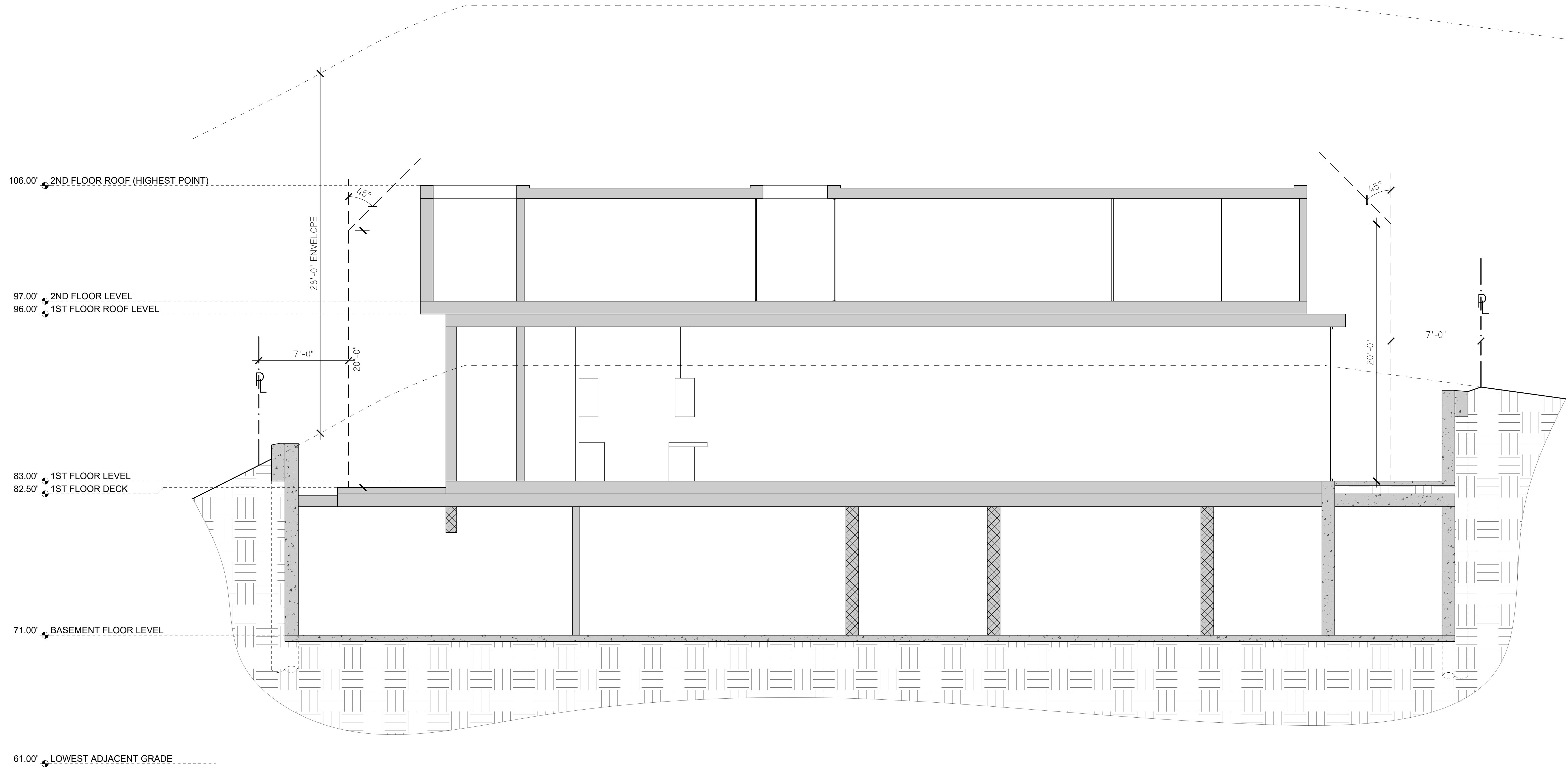
SHEET:

A304

THESE DRAWINGS, SPECIFICATIONS, IDEAS, DETAILS AND FINAL ARRANGEMENTS REPRESENTED HERE WITHIN ARE THE PROPERTY OF COVER DESIGNS INC. NO PART OF THIS DOCUMENTATION SHALL BE COPIED, REPRODUCED, ADAPTED, MODIFIED, DISTRIBUTED, SOLD, PUBLISHED OR USED WITHOUT THE WRITTEN CONSENT AND APPROPRIATE COMPENSATION TO COVER DESIGNS INC. VISUAL CONTRACT WITH THESE DESIGNS. DRAWINGS AND DOCUMENTATION SHALL CONSTITUTE CONCLUSIVE EVIDENCE OF ACCEPTANCE OF THESE LIMITATIONS AND RESTRICTIONS. ON-SITE VERIFICATION OF ALL DIMENSIONS, EXISTING AND NEW CONDITIONS, CONNECTIONS AND OTHER ASPECTS OF THE CONSTRUCTION SHALL BE THE RESPONSIBILITY OF THE CONTRACTOR. USER/CONTRACTOR, OR ANYONE UNDER THE SUPERVISION OF THE CONTRACTOR, SHALL VERIFY AND CORRECT ANY DISCREPANCIES, MISREPRESENTATIONS, MISAPPROPRIATE TERMS, AND CORRECTING ANY PART OF THE WORK. ALL PROVISIONS TO BE PROVIDED TO THE LESSEE/OWNER IN WRITING FOR REVIEW PRIOR TO COMMENCEMENT OF CONSTRUCTION.

GENERAL NOTES:


REFER TO SHEET G002



ⓔ

CROSS SECTION
SCALE: 1/4" = 1'-0"

**COVAR
DESIGNS**



MAILING ADDRESS:
3183 WILSHIRE BLVD #196 D16 LOS ANGELES, CA 90010
PHONE: 213-394-9763
EMAIL: INFO@COVARDESIGNS.COM

PROJECT # CD19007

PROJECT FOR:
THE O PROJECT, INC.
PROJECT DESCRIPTION:
NEW TWO STORY OVER BASEMENT SINGLE FAMILY
DWELLING W/ ATTACHED GARAGE, POOL AND DECKS
PROJECT ADDRESS:
8458 HAROLD WAY., LOS ANGELES, CA 90069

PRINT DATE
8/9/2019

REV.	DESCRIPTION	DATE

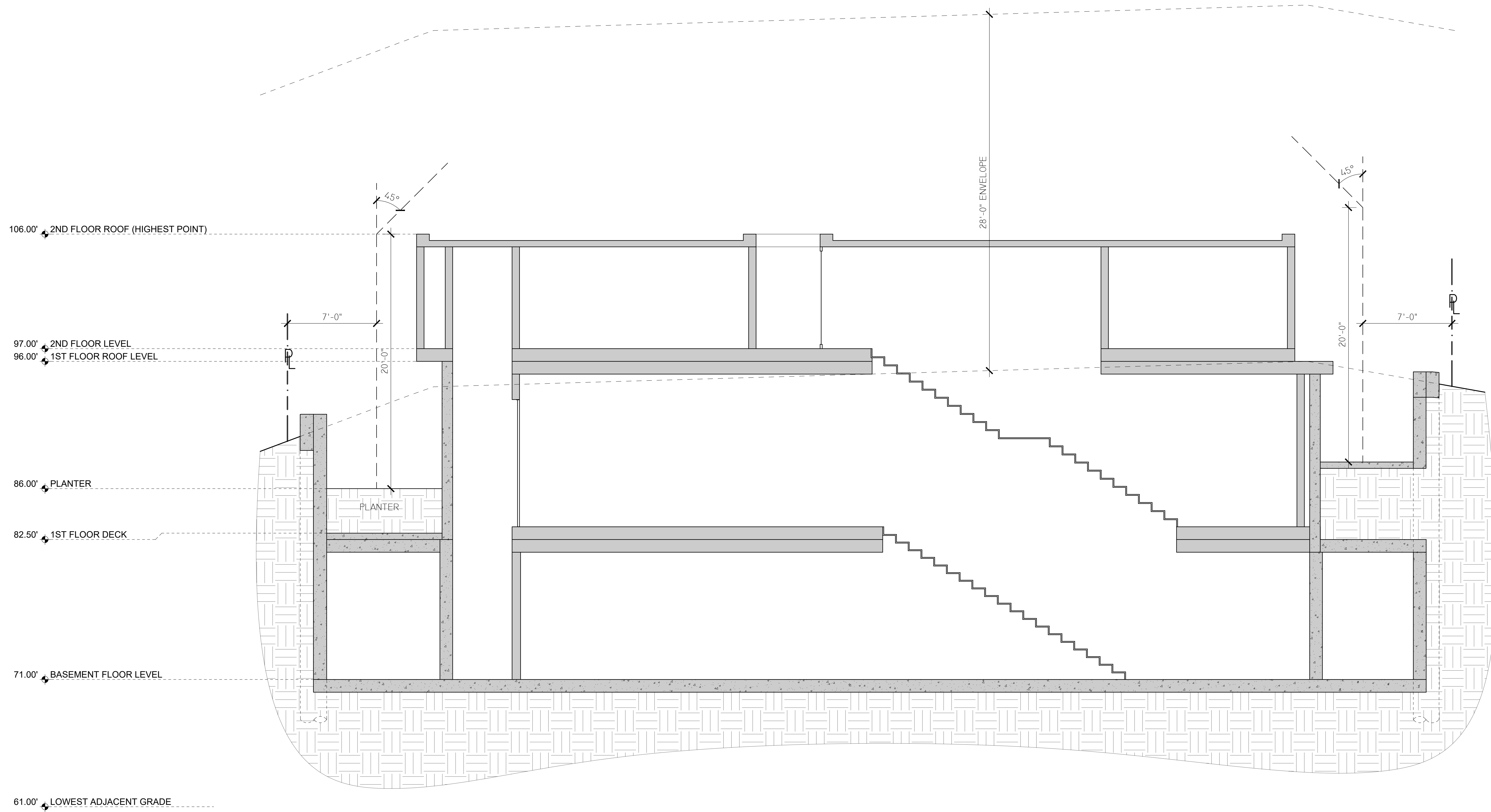
SHEET:

A305

THESE DRAWINGS, SPECIFICATIONS, MEASUREMENTS, DETAILS AND FINAL ARRANGEMENTS REPRESENTED HEREIN ARE THE PROPERTY OF COVAR DESIGNS INC. AND SHALL REMAIN THE PROPERTY OF COVAR DESIGNS INC. NO PART OF THIS DOCUMENTATION SHALL BE COPIED, REPRODUCED, ADAPTED, MODIFIED, DISTRIBUTED, SOLD, PUBLISHED OR USED WITHOUT THE WRITTEN CONSENT AND APPROPRIATE COMPENSATION TO COVAR DESIGNS INC. VISUAL CONTRACT WITH THESE DESIGNS. DRAWINGS AND DOCUMENTATION SHALL CONSTITUTE CONCLUSIVE EVIDENCE OF ACCEPTANCE OF THESE LIMITATIONS AND RESTRICTIONS. ON-SITE VERIFICATION OF ALL DIMENSIONS, EXISTING AND NEW CONDITIONS, CONNECTIONS AND OTHER ASPECTS OF THE CONSTRUCTION SHALL BE THE RESPONSIBILITY OF THE CONTRACTOR. USER/CONTRACTOR, OR ANYONE UNDER THE SUPERVISION OF THE CONTRACTOR, SHALL VERIFY SUCH INFORMATION SHALL BE PAGE BEFORE BEGINNING, INSTALLING, REPAIRING, PATENTED, TRADEMARKED, REGISTERED, OR OTHERWISE IDENTIFIED ITEMS, AND CARRYING ANY PART OF THE WORK. ALL PROVISIONS TO BE PROVIDED TO THE LESSEE/OWNER. REVIEW PRIOR TO COMMENCEMENT OF CONSTRUCTION.

GENERAL NOTES:


REFER TO SHEET G002



ⓕ

CROSS SECTION
SCALE: 1/4" = 1'-0"

COVAR
DESIGNS



MAILING ADDRESS:
3183 WILSHIRE BLVD #196 D16 LOS ANGELES, CA 90010
PHONE: 213-394-9763
EMAIL: INFO@COVARDESIGNS.COM

PROJECT # CD19007

PROJECT FOR:
THE O PROJECT, INC.
PROJECT DESCRIPTION:
NEW TWO STORY OVER BASEMENT SINGLE FAMILY
DWELLING W/ ATTACHED GARAGE, POOL AND DECKS
PROJECT ADDRESS:
8458 HAROLD WAY., LOS ANGELES, CA 90069

PRINT DATE
8/9/2019

REV.	DESCRIPTION	DATE

SHEET:

A306

THESE DRAWINGS, SPECIFICATIONS, IDEAS, DESIGN, DETAILS AND FINAL ARRANGEMENTS REPRESENTED HEREIN WITH IN USE SHALL REMAIN THE PROPERTY OF COVAR DESIGNS INC. NO PART OF THIS DOCUMENTATION SHALL BE COPIED, REPRODUCED, ADAPTED, MODIFIED, DISTRIBUTED, SOLD, PUBLISHED OR USED WITHOUT THE WRITTEN CONSENT AND APPROPRIATE COMPENSATION TO COVAR DESIGNS INC. VISUAL CONTRACT WITH THESE DESIGNS. DRAWINGS AND DOCUMENTATION SHALL CONSTITUTE CONCLUSIVE EVIDENCE OF ACCEPTANCE OF THESE LIMITATIONS AND RESTRICTIONS. ON-SITE VERIFICATION OF ALL DIMENSIONS, EXISTING AND NEW CONDITIONS, CONNECTIONS AND OTHER ASPECTS OF THE CONSTRUCTION SHALL BE THE RESPONSIBILITY OF THE CONTRACTOR. USER/CONTRACTOR, OR ANYONE UNDER THE SUPERVISION OF THE CONTRACTOR, SHALL BE RESPONSIBLE FOR OBTAINING ALL NECESSARY PERMITS, PREPARED TERMS, AND OBTAINING ANY PART OF THE WORK. ALL PROVISIONS TO BE PROVIDED TO THE LESSEE/OWNER PRIOR TO COMMENCEMENT OF CONSTRUCTION.

RFA TABULATION				
	EXISTING	NEW	EXEMPT	RFA
GARAGE	340	0	200	140
BASEMENT	268	1206	1474	0
FIRST FLOOR	1516	471	0	1987
SECOND FLOOR	0	1577	80 (STAIRS)	1577
COVERED DECKS/PATIOS	0	394	0	394
CEILINGS OVER 14'				0
ATTICS OVER 6'				0
ACCESSORY DWELLING		293		293
TOTAL PROPOSED				4391
TOTAL ALLOWED				4403

MAX. RFA ALLOWED ON LOT

LOT SIZE: 8,987.6 SQ. FT. X .49 = 4403.924 SQ. FT.

FLOOR AREA, GROSS (CBC)

R-3 (NEW):

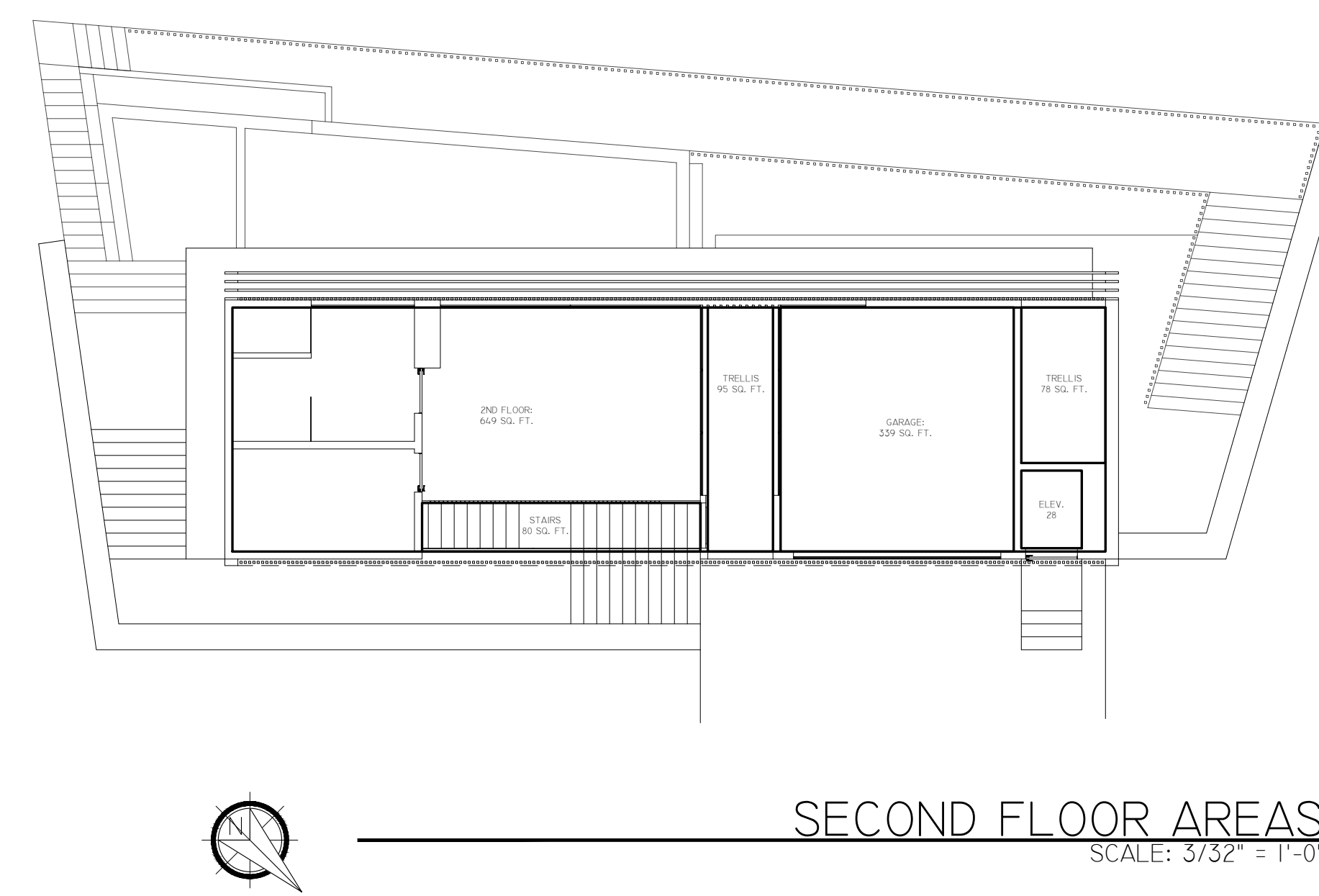
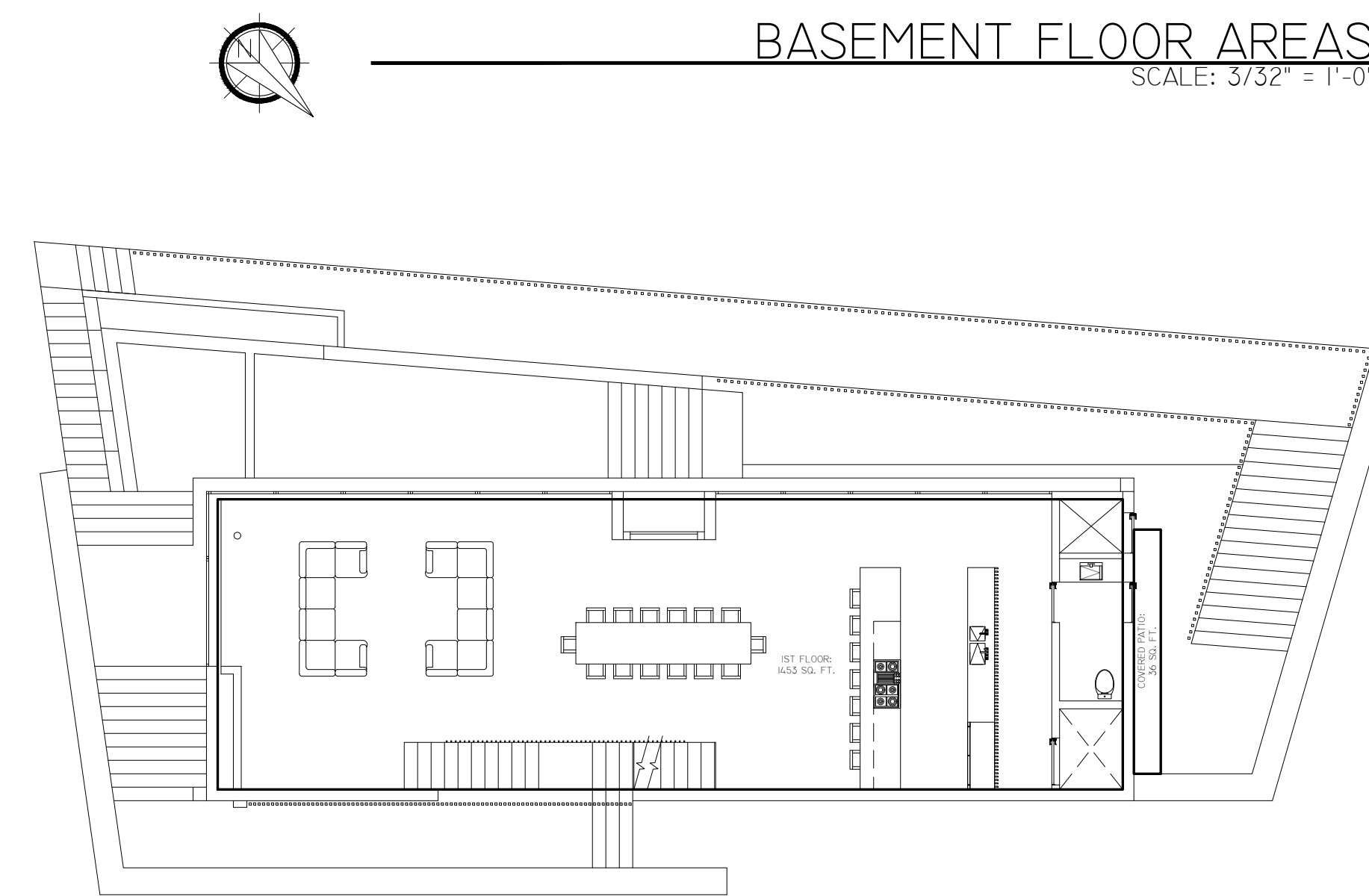
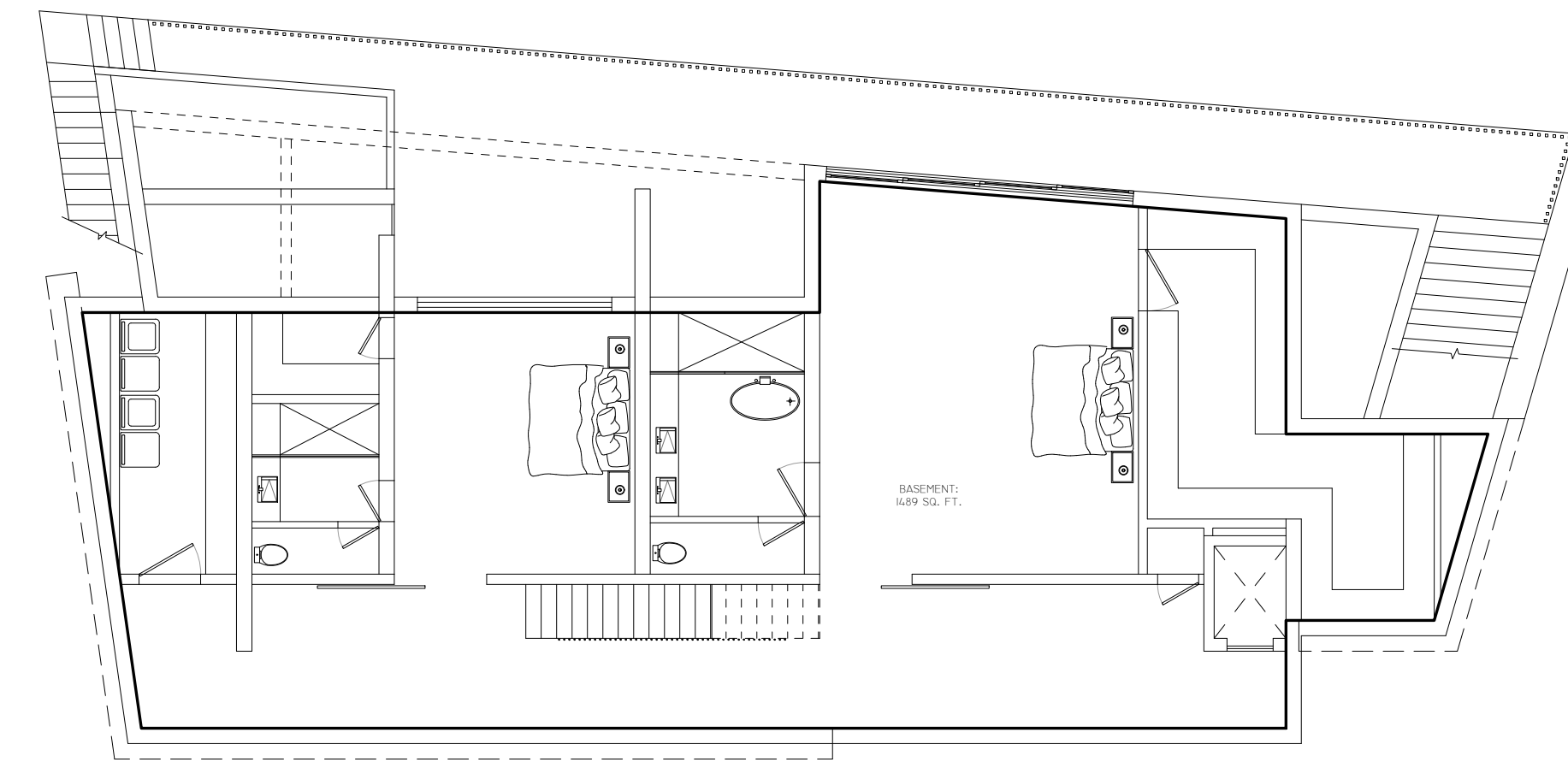
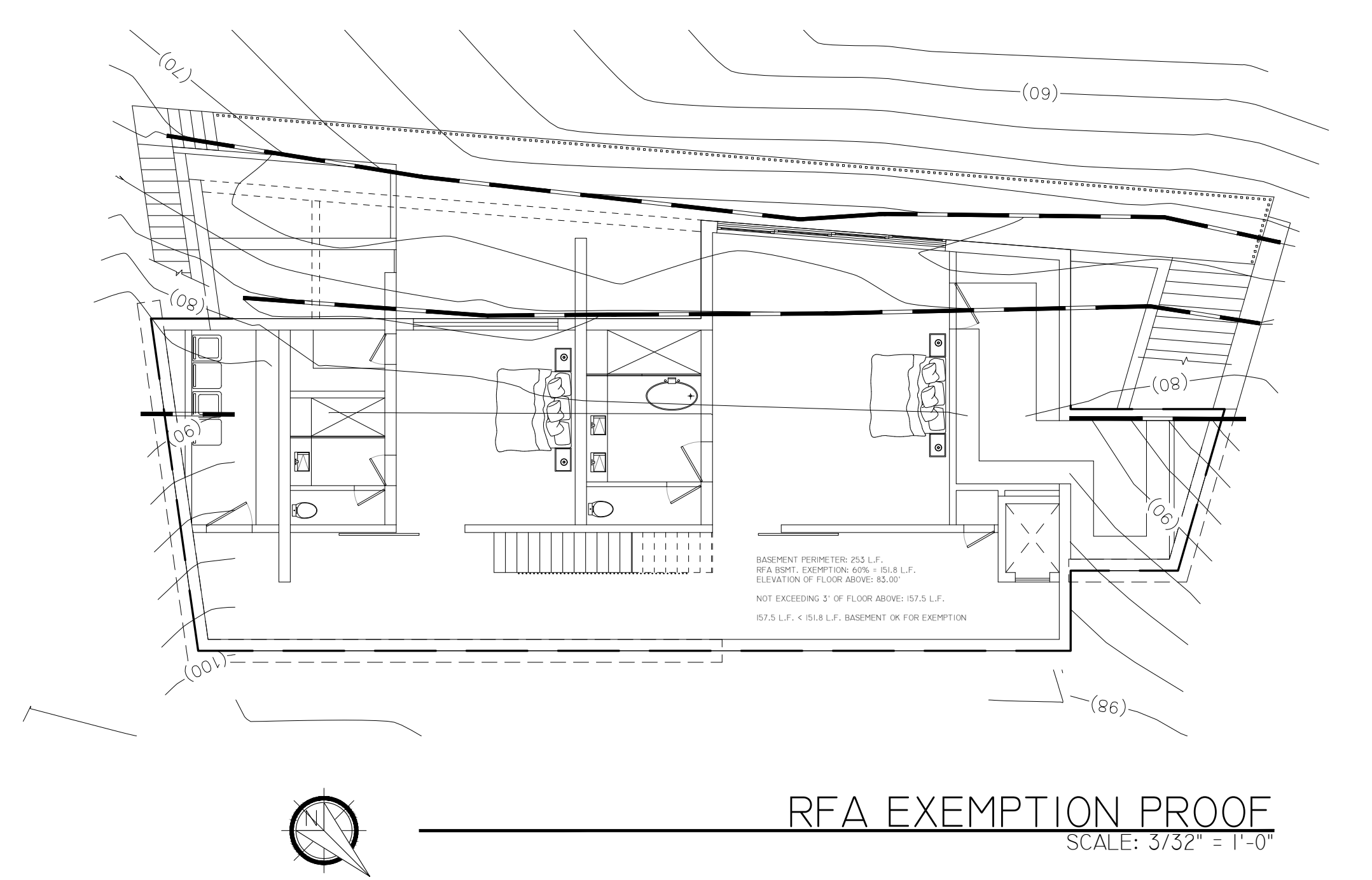
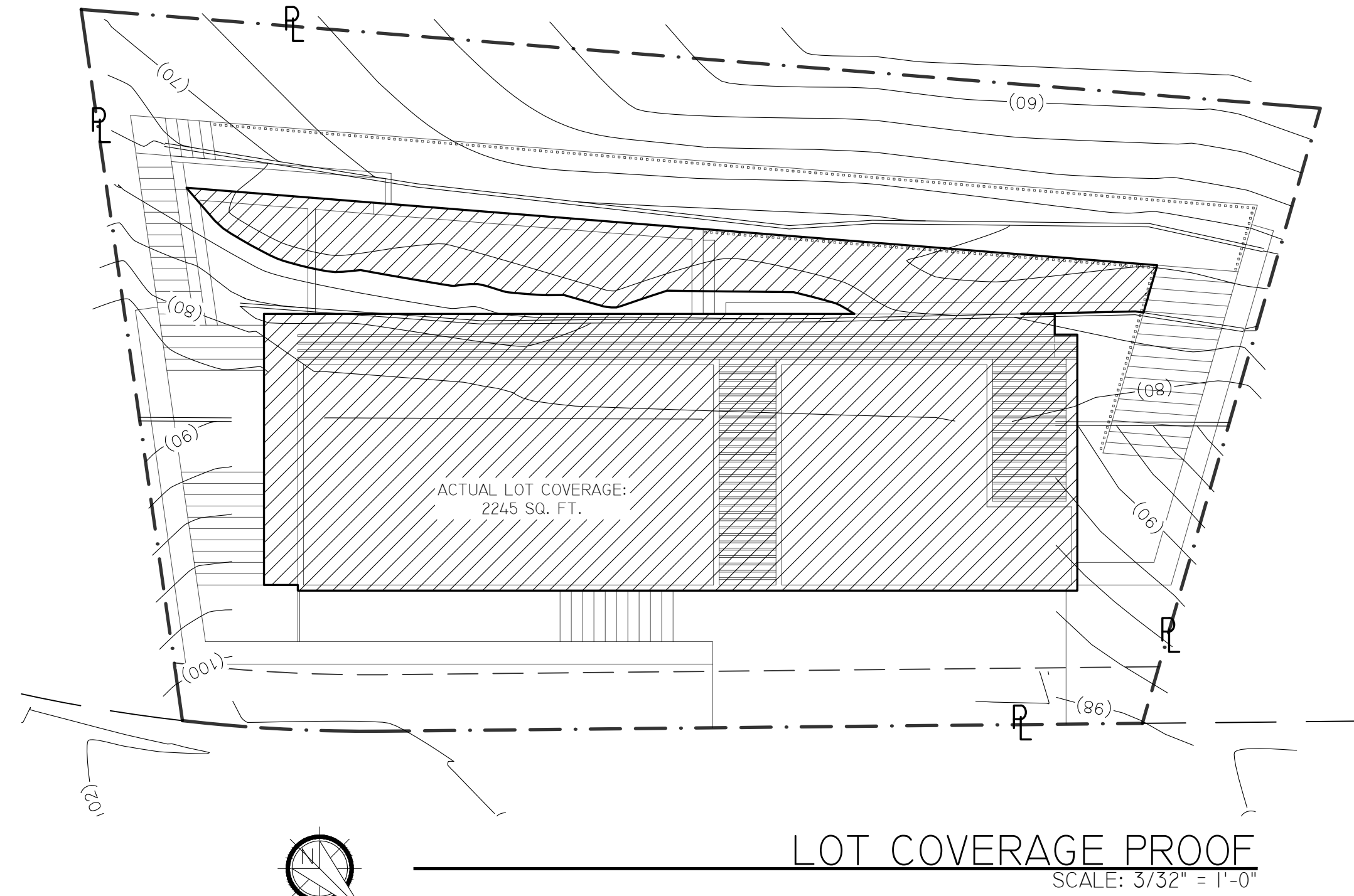
BASEMENT: 1206 S.F.
 1ST FLOOR: 471 S.F.
 2ND FLOOR: 1577 S.F.
 COVERED PATIOS/PORCHES: 394 S.F.
 TRELLIS: 309 S.F.

GRAND TOTAL: 1451 S.F.

FLOOR AREA, SCHOOL DISTRICT

1ST FLOOR (EXTERIOR WALLS): 523 SQ. FT.
 2ND FLOOR (EXTERIOR WALLS): 1765 SQ. FT.
 ADU (EXTERIOR WALLS): 333 SQ. FT.

GRAND TOTAL: 2621 SQ. FT.



**COVER
DESIGNS**

MAILING ADDRESS:
3183 WILSHIRE BLVD #196 D16 LOS ANGELES, CA 90010
PHONE: 213-394-9763
EMAIL: INFO@COVERDESIGNS.COM

PROJECT # CD19007

PROJECT FOR:
THE O PROJECT, INC.

PROJECT DESCRIPTION:
NEW TWO STORY OVER BASEMENT SINGLE FAMILY DWELLING W/ ATTACHED GARAGE, POOL AND DECKS

PROJECT ADDRESS:
8458 HAROLD WAY., LOS ANGELES, CA 90069

PRINT DATE
8/9/2019

REV.	DESCRIPTION	DATE

SHEET:
A401

THESE DRAWINGS, SPECIFICATIONS, IDEAS, DETAILS AND FINAL ARRANGEMENTS REPRESENTED HEREIN ARE THE PROPERTY OF COVER DESIGNS INC. AND SHALL REMAIN THE PROPERTY OF COVER DESIGNS INC. NO PART OF THIS DOCUMENTATION SHALL BE COPIED, REPRODUCED, ADAPTED, MODIFIED, DISTRIBUTED, SOLD, PUBLISHED OR USED WITHOUT THE WRITTEN CONSENT AND APPROPRIATE COMPENSATION TO COVER DESIGNS INC. VISUAL CONTRACT WITH THESE DESIGNS. DRAWINGS AND DOCUMENTATION SHALL CONSTITUTE CONCLUSIVE EVIDENCE OF ACCEPTANCE OF THESE LIMITATIONS AND RESTRICTIONS. IN THE EVENT OF A DISPUTE, THE CONTRACTOR SHALL BE RESPONSIBLE FOR VERIFYING ALL DIMENSIONS, EXISTING AND NEW CONDITIONS, CONNECTIONS AND OTHER ASPECTS OF THE CONSTRUCTION. THE CONTRACTOR SHALL BE RESPONSIBLE FOR OBTAINING ALL NECESSARY PERMITS AND APPROPRIATE COMPENSATION TO COVER DESIGNS INC. FROM THE LOCAL JURISDICTION. THE CONTRACTOR SHALL BE RESPONSIBLE FOR OBTAINING ALL NECESSARY PERMITS AND APPROPRIATE COMPENSATION TO COVER DESIGNS INC. FROM THE LOCAL JURISDICTION. ALL PROVISIONS TO BE PROVIDED TO THE LESSEE/OWNER IN WRITING FOR REVIEW PRIOR TO COMMENCEMENT OF CONSTRUCTION.


















DESIGN & RENDERINGS BY:
WWW.COVARDESIGNS.COM



